

بِسْمِ اللّٰهِ الرَّحْمٰنِ الرَّحِیْمِ

اَللّٰهُمَّ صَلِّ عَلٰى مُحَمَّدٍ وَّ اٰلِ مُحَمَّدٍ وَّ عَجِّلْ فَرَجَهُمْ



English for Schools **PROSPECT**

3

Junior Secondary Prevocational Program



پروفیسر
ایوب علی

به نام خدا

یکی از اهداف کلیدی سند تحول بنیادین آموزش و پرورش، پرورش تربیت‌یافتگانی است که از دانش‌های پایه و عمومی سازگار با نظام معیار اسلامی برخوردار گردند و با روحیه مسئولیت‌پذیری و تعالی‌خواهی و برخوردار از مهارت‌های ارتباطی، در حیات خانوادگی و اجتماعی با رعایت اصول برگرفته از نظام معیار اسلامی، مشارکت موثر داشته باشند. زمینه تحقق چنین هدفی را راهکارهای مبتنی بر نظریه و پژوهش‌بنیان، نظیر طراحی، تدوین و بازتولید برنامه‌های درسی موجود با تأکید بر متناسب‌سازی حجم و محتوای کتب درسی و ساعات و روزهای آموزشی با توانمندی‌ها و ویژگی‌های دانش‌آموزان فراهم می‌کند.

بر این اساس سازمان آموزش و پرورش استثنایی کشور در مسیر اجرای سند تحول بنیادین آموزش و پرورش و به پشتوانه اهداف مندرج در اساسنامه خود، اقدام به تدوین محتوای کتب نوآموزان و دانش‌آموزان با نیازهای ویژه، مبتنی بر برنامه درسی ملی نموده است. در طراحی و تدوین محتوا برای این گروه از دانش‌آموزان، ضمن توجه به ویژگی‌های شناختی، حسی، جسمی و هیجانی نوآموزان و دانش‌آموزان تلاش گردیده تا ملاحظات ساحت‌های تربیتی حاکم بر فلسفه تعلیم و تربیت که ناظر به رشد و توانمندی دانش‌آموزان برای درک و فهم دانش پایه و عمومی، کسب مهارت‌های دانش‌افزایی، به‌کارگیری شیوه تفکر علمی و منطقی، توان تفکر انتقادی، آمادگی جهت بروز خلاقیت، بینش و تفکر فناورانه برای بهبود کیفیت زندگی است، مورد توجه قرار گیرد تا زمینه‌های مساعد برای به فعلیت رساندن استعدادها و توانایی‌های آنان را فراهم سازد.

سازمان آموزش و پرورش استثنایی بر خود واجب می‌داند از تلاش و مساعی تمامی گروه‌های تألیف کتاب‌های درسی و همکاران سازمان پژوهش و برنامه‌ریزی آموزشی وزارت متبوع که در مراحل چاپ و آماده‌سازی ما را یاری داده‌اند، تقدیر و تشکر نماید. امید است معلمان، کارشناسان و صاحب‌نظران آموزش و پرورش با نظرات و پیشنهادهای ارزشمند خود این سازمان را در ارتقاء کیفیت این محتوا یاری رسانند.

معاون وزیر و رئیس سازمان آموزش و پرورش استثنایی کشور

سخنی با همکاران

پس از تدوین سند تحول بنیادین آموزش و پرورش و استقرار ساختار جدید نظام آموزشی، سازمان آموزش و پرورش استثنایی نیز همگام با سایر بخش‌های وزارت آموزش و پرورش اقدام به برنامه‌ریزی به منظور تحقق اهداف سند تحول نموده است. در این راستا، مطابق با اهداف پیش‌بینی شده در برنامه درسی ملی و به منظور کیفیت‌بخشی به آموزش و پرورش دانش‌آموزان با نیازهای ویژه، تحقق عدالت آموزشی و بهبود و اصلاح محتوا و روش‌های آموزشی، در گام نخست کتاب‌های درسی بررسی و ارزشیابی شد. سپس کتاب زبان انگلیسی با توجه به یافته‌های علمی، ویژگی‌ها و نیازهای دانش‌آموزان دوره اول متوسطه پیش‌حرفه‌ای تألیف شد.

در جلد نخست بخشی از حروف و صداها، مجموعه‌ای از مفاهیم و واژه‌ها، چند دستور کلاسی و عددهای صفر تا ده معرفی شد. در جلد دوم آموزش حروف و صداها منفرد تکمیل گردید و مفاهیم و واژه‌های جدید، جمله‌های امری مثبت و منفی و عددهای یازده تا شصت آموزش داده شد و خواندن و نوشتن کلمه‌های سه‌الی چهار حرفی نیز در دستور کار قرار گرفت. در کتاب پیش‌رو (جلد سوم مجموعه آموزش زبان انگلیسی) که دارای هشت درس است، صداها و دُنویسه‌ای مانند "ch": [tʃ]، "sh": [ʃ]، "ph": [f]، "th": [θ] و "th": [ð] همراه با واژه‌های مرکب [aɪ]، [eɪ] و [oɪ] آموزش داده می‌شود. همچنین مفاهیم و واژه‌های جدید و جمله‌های امری مثبت و منفی تکمیلی معرفی می‌شود. عددهای شصت و یک تا صد به صورت پیاپی، عددهای صد تا نهصد به صورت صدتایی و عددهای هزار تا ده هزار به صورت هزارتایی آموزش داده می‌شود. در این جلد، خواندن و نوشتن واژه‌های بیشتری تمرین می‌شود. علاوه بر این، دانش‌آموزان مهارت خواندن و نوشتن جمله‌های ساده و کوتاه را کسب می‌کنند.

برای پیشبرد بهتر و تکمیل فرایند یاددهی - یادگیری، مراجعه همکاران محترم به کتاب راهنمای معلم الزامی است. در ادامه ساختار کتاب به صورت مختصر معرفی می‌شود.

۱. تصویر عنوانی

تصویر عنوانی فضای کلی هر درس را ارائه می‌کند. هدف از تصویر عنوانی ارائه کلی محتوای هر درس به منظور ایجاد انگیزه در فراگیران و زمینه‌سازی برای گفت‌وگو درباره موضوع درس است. معلم پیش از شروع هر درس، با توصیف و ارائه سناریوی درس، دانش‌آموزان را برای یادگیری آماده می‌کند. به این ترتیب توجه دانش‌آموزان گاه به کلیات و گاه به جزئیات تصاویر جلب می‌شود و آگاهی بهتری نسبت به محتوای هر درس پیدا می‌کند.

۲. متن درس

متن هر درس با تصاویر مرتبط، حباب سخن و قطعه شنیداری برای دانش‌آموزان ارائه شده است. در این بخش، واژگان هدف در تصویر به صورت موضوعی آورده شده است. سپس به منظور توجه بیشتر دانش‌آموزان به محتوا، تصویر ک‌هایی به همراه قطعه شنیداری آمده است.

۳. تمرین

برای توجه به سبک‌های مختلف یادگیری دانش‌آموزان، تمرین‌های متنوعی طراحی شده است که دانش‌آموزان پس از انجام هر کدام به صورت انفرادی، باید در گروه‌های دو یا چند نفره تمرین‌ها را تکرار کنند. صورت دستوری برخی از تمرین‌ها به این قرار است: گوش کنید و عکس صحیح را انتخاب کنید؛ گوش کنید و پاسخ دهید؛ با دوست خود مکالمه کنید؛ با دوست خود به ایفای نقش بپردازید؛ گوش کنید و بنویسید؛ حروف مشخص را پیدا کنید و دور آنها خط بکشید؛ جدول کلمات را کامل کنید؛ خواندن و نوشتن کلمه‌ها و جمله‌ها را تمرین کنید؛ و جای خالی عددها را پر کنید.

۴. صداها و دُنویسه‌ای و واژه‌های مرکب

از درس یک تا پنج، در هر درس به ترتیب صداها و دُنویسه‌ای "ch": [tʃ]، "sh": [ʃ]، "ph": [f]، "th": [θ] و "th": [ð] آموزش داده می‌شود. تأکید بر این است که در ابتدا نگاره‌های واژه‌های مرتبط معرفی شود تا

دانش‌آموزان مفهوم هر واژه را درک کنند. پس از گوش دادن و تکرار کردن، دانش‌آموزان به تلفظ حروف دونویسه‌ای و تولید صدای آنها در بافت‌های واژگانی در قالب «گوش کنید و آواز بخوانید» می‌پردازند. همچنین در درس‌های شش، هفت و هشت به ترتیب واژه‌های مرکب [ei]، [oi] و [ai] در قالب واژه‌ها و تصاویر مرتبط آموزش داده می‌شود و دانش‌آموزان به یادگیری خواندن و نوشتن واژه‌های مرتبط خواهند پرداخت.

در بخش تمرین مربوط به صداهای دونویسه‌ای و واژه‌های مرکب، دانش‌آموزان نخست فعالیت‌های فردی را در قالب مهارت شنیداری، پیدا کردن تصاویر، واژه‌ها و بلندخوانی آنها تجربه می‌کنند. سپس فعالیت‌هایی را در قالب کار گروهی انجام می‌دهند. در بخش نوشتن، دانش‌آموزان پس از ردیابی و تمرین نوشتن به صورت مستقل، می‌توانند جاهای خالی برخی از واژه‌ها را نیز با حروف مناسب پر کنند.

۵. اعداد

اعداد انگلیسی از «۶۱» تا «۱۰۰» به صورت پیاپی، «۱۰۰» تا «۹۰۰» به صورت صدتایی و «۱۰۰۰» تا «۱۰۰۰۰» به صورت هزارتایی آموزش داده می‌شود که نحوه‌ی ارائه اعداد در درس‌های مختلف عبارتند از: آموزش اعداد «۶۱» تا «۱۰۰» در درس یک تا چهار، مرور اعداد «۶۱» تا «۱۰۰» در درس‌های پنج و شش و آموزش اعداد «۱۰۰» تا «۹۰۰» در درس هفت و اعداد «۱۰۰۰» تا «۱۰۰۰۰» در درس هشت.

تمرین‌های مربوط به اعداد شامل: گوش دادن، تکرار کردن، دایره کشیدن دور عدد درست، خواندن و در نهایت نوشتن اعداد است. دانش‌آموزان پس از انجام تمرین‌های انفرادی به سمت انجام فعالیت‌های دو نفره هدایت می‌شوند.

۶. خودارزیابی

در پایان هر درس، برگه‌های خودارزیابی طراحی شده است که دانش‌آموزان با درج علامت ✓ می‌توانند دانسته‌های خود را تأیید کنند و با انجام تمرین‌های بیشتر نسبت به برطرف کردن نقاط ضعف خود اقدام نمایند.

۷. بخش مروری

به منظور تعمیق و تثبیت یادگیری و بررسی دوباره مطالب فراگرفته شده، در انتهای هر دو درس تمرین‌های مروری آورده شده است تا دانش‌آموزان به تمرین مجدد مطالب بپردازند.

۸. فرهنگ تصویری

همه‌ی واژه‌ها و جمله‌های به کار رفته در کتاب در بخش پایانی به صورت تصویری ارائه شده است.

۹. کاربرگ‌های واژه‌ها و جمله‌ها

برای تمرین بیشتر نوشتن واژه‌ها و جمله‌ها کاربرگ‌هایی در پایان کتاب آورده شده است.

۱۰. فهرست دستورکارها

برای استفاده بهتر معلمان گرامی، تمامی دستورکارهای کتاب به ترتیب حروف الفبایی همراه با ترجمه آنها ارائه شده است.

۱۱. متن بخش صوتی

متن تمامی فایل‌های صوتی در انتهای کتاب آمده است.

به منظور ارزیابی عملکرد دانش‌آموزان در هر درس، برگه ارزشیابی پیشرفت طراحی شده که در کتاب راهنمای معلم آورده شده است و همکاران گرامی باید مطابق محتوای ارائه شده مربوط در کتاب راهنمای معلم، یادگیری دانش‌آموزان را بر اساس آن ارزیابی کنند.

امیدواریم تدوین و تألیف این کتاب، برای این گروه از دانش‌آموزان مفید واقع گردد. از همکاران گرامی و صاحب‌نظران تقاضا می‌شود جهت بهبود و کیفیت‌بخشی به محتوای کتاب، نظرات سازنده و راهنمایی‌های ارزشمند خود را به کارشناسی برنامه‌ریزی درسی و آموزشی دانش‌آموزان دوره اول متوسطه پیش‌حرفه‌ای سازمان آموزش و پرورش استثنایی ارسال نمایند.

گروه نویسندگان

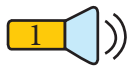
Table of Contents

	Vocabulary and Expression	Grammar	Pronunciation	Listening & Speaking	Reading & Writing
Review of Book 1 & 2					
Lesson 1: Who is who? P. 9	chest, chin chair, teacher Numbers 61 – 70	The verb be: “is” <i>He/She is</i> Wh-question words: “Who”, “What” “How old” <i>Who is this?</i> <i>What is his/her name?</i> <i>How old is he/she?</i> Demonstrative pronoun: “this” <i>This is my</i> Possessive adjectives: “my”, “his”, “her” <i>My/His/Her name is</i>	The “ch” sound: [tʃ] <i>chest</i> <i>chin</i> <i>chair, teacher</i>	<i>Who is this?</i> <i>This is my</i> <i>What is his/her name?</i> <i>His/Her name is</i> <i>How old is he/she?</i> <i>He/She is</i>	leg, hand, chin, chest, teacher, chair
Lesson 2: Clothes P. 23	big, small, old, new, shirt, shorts, shoes Numbers 71 – 80	The verb be: “is” & “are” Pronouns: “It” & “they” <i>It is (a)... .</i> <i>They are</i> Wh-question word: “What” <i>What is it?</i> <i>What are they?</i> Yes/No Questions <i>Is it (a) ... ?</i> <i>Yes, it is.</i> <i>No, it is not.</i> <i>Are they ... ?</i> <i>Yes, they are.</i> <i>No, they are not.</i>	The “sh” sound: [ʃ] <i>shirt</i> <i>shorts</i> <i>shoes</i>	<i>What is it?</i> <i>It is (a)</i> <i>What are they?</i> <i>They are</i> <i>Is it (a) ... ?</i> <i>Yes, it is.</i> <i>No, it is not.</i> <i>Are they ... ?</i> <i>Yes, they are.</i> <i>No, they are not.</i>	hat, big, old, shirt, shorts, shoes, small, new


	Vocabulary and Expression	Grammar	Pronunciation	Listening & Speaking	Reading & Writing
Review 1			p. 38		
Lesson 3: Countries and Cities	<p>“Iran”, “China”, “Turkiye”</p> <p>“Shiraz”, “Tehran”, “Mashad”</p> <p>Numbers 81- 90</p>	<p>The verb be: “am”, “is”& “are”</p> <p>Wh-question word: “Where”</p> <p><i>Where are you from?</i> <i>I am from</i> <i>Where is he/she from?</i> <i>He/She is from</i></p> <p>Yes/No questions: <i>Are you from ... ?</i> <i>Yes, I am.</i> <i>No, I am not.</i></p> <p><i>Is he/she from ... ?</i> <i>Yes, he/she is.</i> <i>No, he/she is not.</i></p>	<p>The “ph” sound: [f]</p> <p><i>phone,</i> <i>photo,</i> <i>elephant,</i> <i>dolphin</i></p>	<p><i>Where are you from?</i> <i>I am from</i> <i>Where is he/she from?</i> <i>He/She is from</i> <i>Are you from ... ?</i> <i>Yes, I am.</i> <i>No, I am not.</i> <i>Is he/she from ... ?</i> <i>Yes, he/she is.</i> <i>No, he/she is not.</i></p>	<p>Mashad, Shiraz, Tehran, Iran, China, photo, phone, dolphin, elephant, Turkiye</p>
Lesson 4: Seasons	<p>spring, summer, fall, winter, rainy, sunny, windy, snowy, bath, math, three</p> <p>Numbers 91-100</p>	<p>Yes/No questions</p> <p><i>Is it spring?</i> <i>Yes, it is.</i> <i>No, it isn't.</i></p> <p><i>Is spring?</i> <i>Yes, it is.</i> <i>No, it isn't.</i></p>	<p>The “th” sound: [θ]</p> <p><i>math</i> <i>bath</i> <i>three</i></p>	<p><i>Is it spring?</i> <i>Yes, it is.</i> <i>No, it isn't.</i> <i>Is spring?</i> <i>Yes, it is.</i> <i>No, it isn't.</i></p>	<p>hot, cold, fall, bath, math, three, winter, windy, summer, sunny, rainy, spring, snowy</p>
Review 2			p. 84		
Lesson 5: Jobs	<p>doctor, nurse, teacher, student, painter, cook, farmer</p> <p>Number Recap (1): 0 – 100</p>	<p>The verb be: “am”, “is” & “are”</p> <p>Wh-question word: “what”</p> <p><i>What is your job?</i> <i>I am a</i> <i>What is his/her job?</i> <i>He/She is a</i></p> <p>Yes/No questions: <i>Are you a ... ?</i> <i>Yes, I am.</i> <i>No, I am not.</i> <i>Is he/she a</i> <i>Yes, he/she is.</i> <i>No, he/she is not.</i></p>	<p>The “th” sound: [ð]</p> <p><i>father,</i> <i>brother,</i> <i>mother</i></p>	<p><i>Are you a ... ?</i> <i>Yes, I am.</i> <i>No, I am not.</i> <i>Is he/she a</i> <i>Yes, he/she is.</i> <i>No, he/she is not.</i></p> <p><i>What is your job?</i> <i>I am a</i> <i>What is his/her job?</i> <i>What is her job?</i> <i>He/She is a</i></p>	<p>mom, dad, cook, farmer, doctor, nurse, teacher, mother, father, brother, painter, student</p>

	Vocabulary and Expression	Grammar	Pronunciation	Listening & Speaking	Reading & Writing
Lesson 6: Technology P. 109	Turn on the computer; Press Enter; Move the mouse; Delete the file; Shut down the computer. case, face, plane Number Recap (2): 0 – 100	Imperative sentences (positive & negative) <i>(Don't) Turn on the computer;</i> <i>(Don't) Press Enter;</i> <i>(Don't) Move the mouse;</i> <i>(Don't) Delete the file;</i> <i>(Don't) Shut down the computer.</i>	The Diphthong [eɪ] <i>case</i> <i>face</i> <i>plane</i>	<i>(Don't) Turn on the computer;</i> <i>(Don't) Press Enter;</i> <i>(Don't) Move the mouse;</i> <i>(Don't) Delete the file;</i> <i>(Don't) Shut down the computer.</i>	case, face, plane
Review 3				p. 123	
Lesson 7: Feelings and Emotions P. 129	sad, happy, angry, tired, boy, toy, soy Numbers 100 – 900	The verb be: “am”, “is” & “are” Pronoun: “They” Yes/No questions: <i>Are you ... ?</i> <i>Yes, I am.</i> <i>No, I am not.</i> <i>Is he/she ... ?</i> <i>Yes, he/she is.</i> <i>No, he/she is not.</i> <i>Are they ... ?</i> <i>Yes, they are.</i> <i>No, they are not.</i>	The Diphthong [ɔɪ] <i>boy</i> <i>toy</i> <i>soy</i>	<i>Are you ... ?</i> <i>Yes, I am.</i> <i>No, I am not.</i> <i>Is he/she ... ?</i> <i>Yes, he/she is.</i> <i>No, he/she is not.</i> <i>Are they ... ?</i> <i>Yes, they are.</i> <i>No, they are not.</i>	sad, boy, toy, ,soy, angry, happy, tired I am happy. He is sad. She is angry.
Lesson 8: Health & Illness P. 145	cold, fever, headache, backache, toothache I, five, nine Numbers 1000 , 2000, 3000, 4000, 5000, 6000, 7000, 8000, 9000, 10000	Wh-question word: “what” <i>What's the matter?</i> The verb have: “have” & “has” <i>I have a</i> <i>He/she has a</i>	The Diphthong [aɪ] <i>I</i> <i>five</i> <i>nine</i>	<i>What's the matter?</i> <i>I have a</i> <i>He/she has a</i>	I, five, nine, cold, fever I have a cold. He has a fever. I have five books. She has nine pens.
Review 4				p. 160	
Photo Dictionary				p. 166	
List of Instructions				p. 178	
Worksheets				p. 182	
Audio Scripts				p. 190	

Review of Book 1 & 2




Look and listen. Then, make your own dialogue.



Pair work


Ask your friend's age using the pattern below.

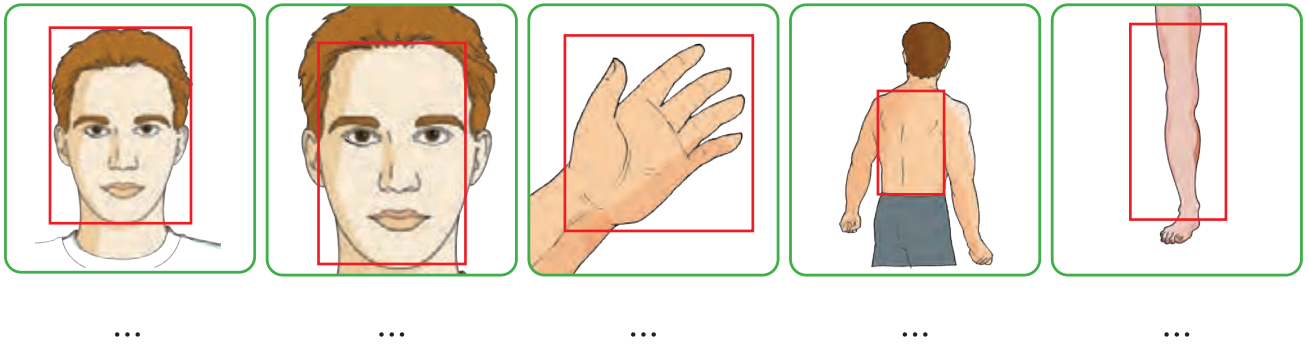


Complete the alphabet chart below using the letters in the box.

W	d	q	j	A	g	M	b	H
	y	T	L	e	n	R	F	

....	B	C	D
a	c
E	G
....	f	h
I	J	K
i	k	l
....	N	O	P
m	o	p
Q	S
....	r	s	t
U	V	X
u	v	w	x
	Y	Z	
	z	

2  Listen and number the pictures.




 **Pair work**

Point to each picture and ask your friend to name it.



3 Listen and number the commands.



4 Listen and circle the numbers you hear in the calendar below.

CALENDAR

				1	2	3
4	5	6	7	8	9	10
11	12	13	14	15	16	17
18	19	20	21	22	23	24
25	26	27	28	29	30	31

Read the following words and circle letters “p” and “b”.

map

bank

pen

bag

park

5  Listen and check.


	Yes	No
1 	<input type="checkbox"/>	<input type="checkbox"/>
2 	<input type="checkbox"/>	<input type="checkbox"/>
3 	<input type="checkbox"/>	<input type="checkbox"/>
4 	<input type="checkbox"/>	<input type="checkbox"/>
5 	<input type="checkbox"/>	<input type="checkbox"/>

 **Pair work**

Point to each picture and make a dialogue with your friend using the pattern below.

How many chairs?

Three.




6  Number the pictures as you hear.



...



...



...



...

Look at the pictures and write the initial letters.

k

l

g

w

A



...emon



...indow



...ey



...rass

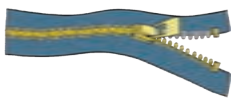
o

e

z

h

B



...ipper



...range



...orse



...gg



Pair work

Point to each word and ask your friend to read it.

1. cat
2. ink
3. hat
4. bag
5. lamp
6. oven



Listen and write the missing numbers.

A 11:

B 04:

C 01:

D 10:



Number the pictures as you listen to the dialogues.






Pair work

Ask your friend the color of the following items using the pattern below.

What color is the bag?



It's pink.



Pair work

Say your ID number and ask your friend to write it.

ID No. :




Write down what you hear.

- 1.
- 2.
- 3.
- 4.
- 5.


Lesson 1

Who is who?




Who is this?

1 Listen and repeat.




2 Listen and repeat.



3  Listen and repeat.







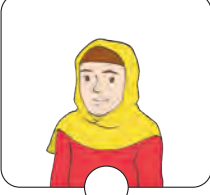




1. Who is this?
2. What is her name?
3. How old is she?

1. This is my sister.
2. Her name is Mina.
3. She is 13.




Practice


4  Listen and choose the correct picture.

1			
2			
3			
4			

5 Listen and circle.



1. He is 14 / 18 / 20.



2. He is 10 / 9 / 12.




3. She is 8 / 13 / 19.

6 Listen and number the pictures.



Read the information in each card using the pattern below.


No. 234
Name: Sahar
Last Name: Ahmadi
Age: 15



Her name is Sahar. She is 15.

A

No. 253
Name: Hamed
Last Name: Maleki
Age: 14




B

No. 746
Name: Ali
Last Name: Moradi
Age: 27



C


No. 432
Name: Zahra
Last Name: Akbari
Age: 42





Pair work

Ask the students to introduce their friends using the correct pattern.



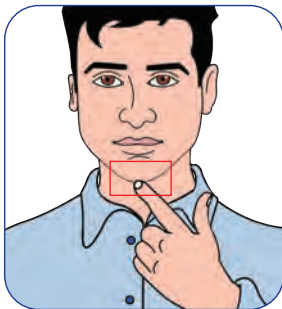
Pronunciation



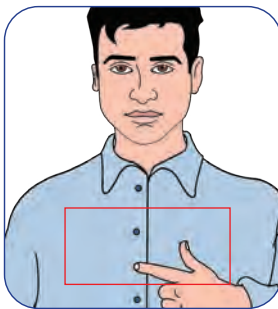
7  Listen and repeat.

ch

8  Listen and repeat.



chin



chest



chair

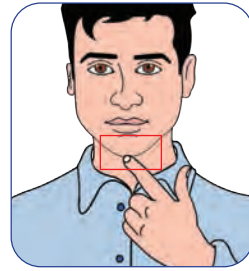


teacher

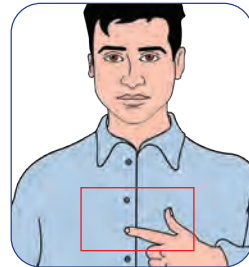
9  Listen again and point to the pictures above.

Practice the “ch” sound in the words below.

ch in



ch in



ch in



ch in



10  Listen and chant.

It's my chin; “ch”, “ch”, chin.

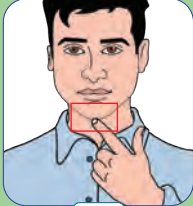

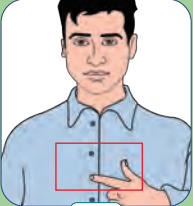
It's my chest; “ch”, “ch”, chest.

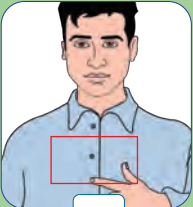


It's my chair; “ch”, “ch”, chair.


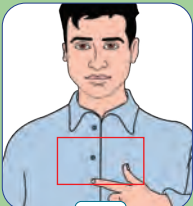
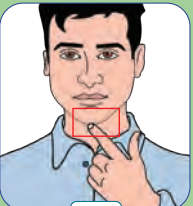
This is my teacher; “ch”, “ch”, teacher.


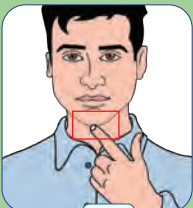

Practice

 Listen and choose the correct picture.

1   

2   

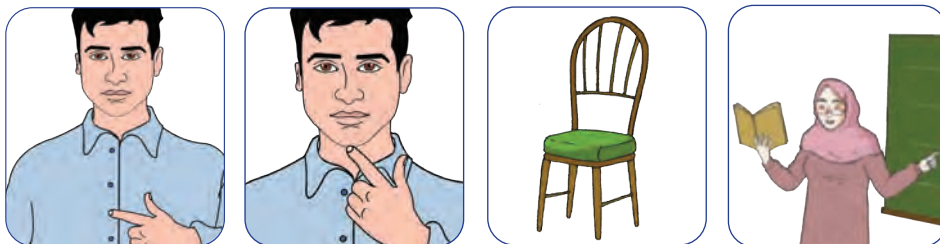
3   

4   



Pair work

Point to each picture and ask your friend to name it.

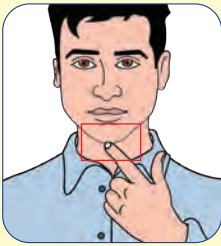


Reading & Writing



Word Search

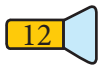
Look at the pictures and find the words in the tables below.



c	h	i	n
h	a	n	d



c	h	e	s	t
c	h	a	i	r



Listen and trace.

1. chin

2. chest

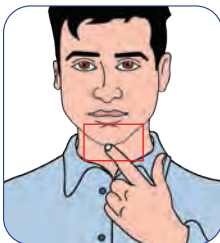
3. chair

4. teacher

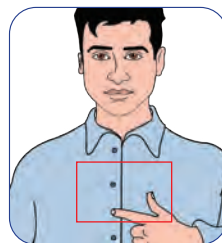


Word Completion

Write the missing letters to complete the words.



..... in



..... est



..... air



t e a er



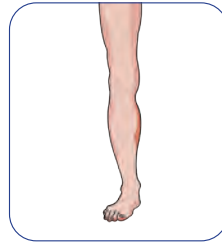
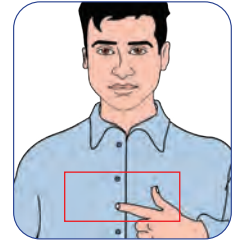
Puzzle

Look at the pictures and complete the puzzles.



→

c		a	i	r
	a			
	d			

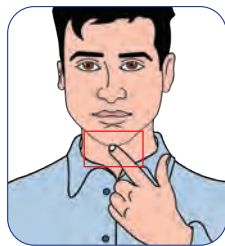


→

c
e
g
t

→

	e	g
--	---	---



→

t			
e			
a			
c		i	
	e		
	r		

Writing Pad

Practice reading and writing the following words.

leg

hand

chin

chest

chair

teacher

Numbers: 61-70

13  Listen and repeat.

61 62 63 64 65 66 67 68 69 70

14  Listen and repeat the dialogue.



15  Listen and circle the numbers you hear.

A

66

63

69

B

65

61

64

C

67

70

62

D

70

65

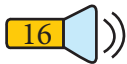
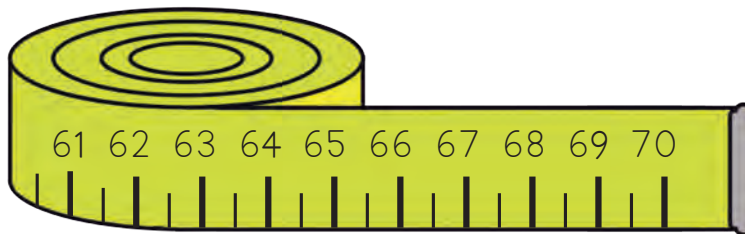
63

Read the numbers in the pictures below.



Pair work

Point to each number and ask your friend to read it.



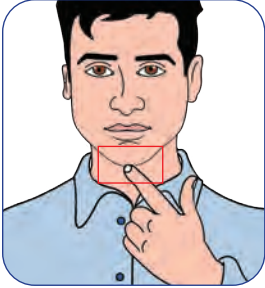
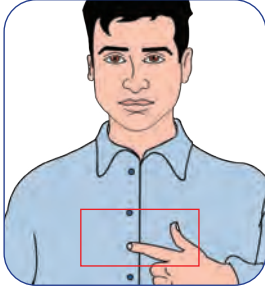


Listen and write.

A	<hr/> <hr/> <hr/>	<hr/> <hr/> <hr/>	<hr/> <hr/> <hr/>
B	<hr/> <hr/> <hr/>	<hr/> <hr/> <hr/>	<hr/> <hr/> <hr/>
C	<hr/> <hr/> <hr/>	<hr/> <hr/> <hr/>	<hr/> <hr/> <hr/>
D	<hr/> <hr/> <hr/>		

Self - Check

Check (✓) your learning.

1. Vocabulary

2. Reading

leg	hand	chin	chest	chair	teacher

3. Numbers

61	62	63	64	65	66	67	68	69	70

Lesson 2

Clothes



My New Shirt

1 Listen and repeat.



2 Listen and repeat.



3 Listen and repeat.















4  Listen and repeat.







Practice


5  Listen and choose the correct picture.





1			
2			
3			
4			

6  Listen and check.

Yes	No
-----	----

1		<input type="checkbox"/>	<input type="checkbox"/>
2		<input type="checkbox"/>	<input type="checkbox"/>
3		<input type="checkbox"/>	<input type="checkbox"/>
4		<input type="checkbox"/>	<input type="checkbox"/>

7  Listen and number the pictures.

	
...	...
	
...	...



Pair work

Make a dialogue with your friend using the information below.

What is it?



It is a small hat.



.....?



.....



Pair work

Make a dialogue with your friend using the information below.

What are they?



They are old shoes .



.....?



.....

Pronunciation



8  Listen and repeat.

sh

9  Listen and repeat.



shirt



shorts



shoes

10  Listen again and point to the pictures above.

Practice the “sh” sound in the words below.

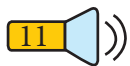
sh in



sh in



sh in



Listen and chant.

It's a shirt; “sh”, “sh”, shirt.

They are shoes; “sh”, “sh”, shoes.

They are shorts; “sh”, “sh”, shorts.

Practice

12  Listen and choose the correct picture.

1



2



3



Pair work

Point to each picture and ask your friend to name it.



Reading & Writing

Find and circle "ch" or "sh" in each word.



shoes



chair



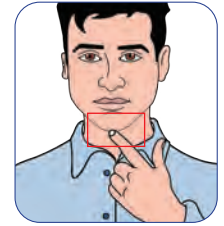
shorts



teacher



shirt

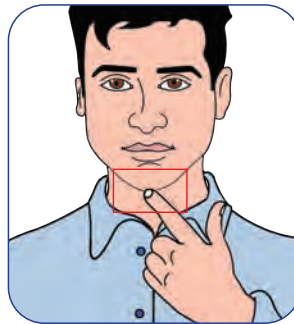


chin

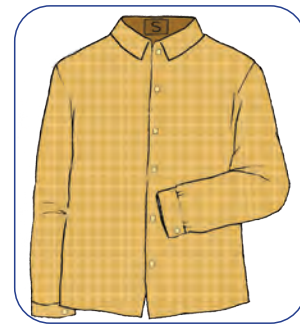
Look at the pictures and circle the initial letters.



ch / sh



ch / sh



ch / sh




Word Search

Look at the pictures and find the words in the tables below.



s	h	o	e	s
s	h	i	r	t



h	e	n
h	a	t

13



Listen and trace.



1. shorts



2. shoes

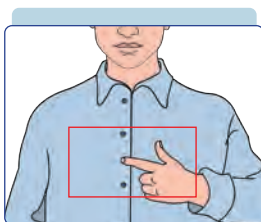


3. shirt

Write "ch" or "sh".




1.irt



2.est



3.orts



4.air



5.oes

Point to each picture and read the following chunks.



a big shirt



a small shirt



old shoes



new shoes



big shorts



small shorts



Word Completion

Write the missing letters to complete the words.



s _ _ _ or _ _ s

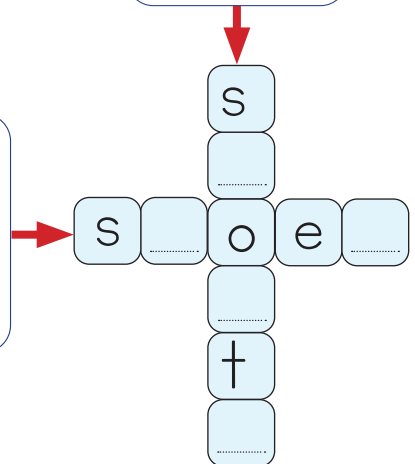

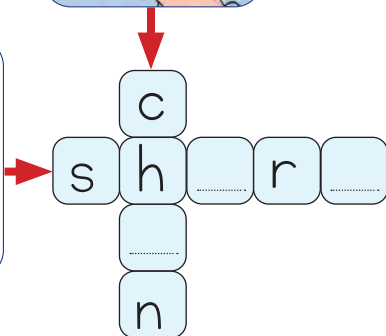
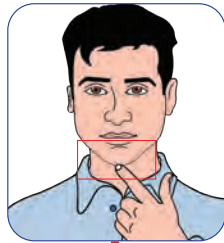


s _ _ ir _ _ _



Puzzle

Look at the pictures and complete the puzzles.



Writing Pad

Practice reading and writing the following words.

hat

big

old

shirt

shorts

shoes

small













new

Numbers: 71 - 80

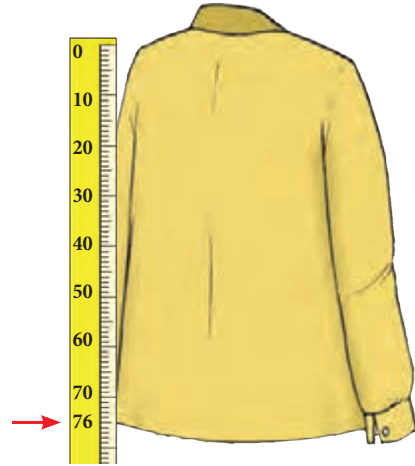
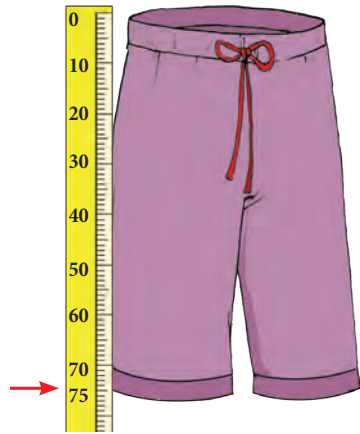
14  Listen and repeat.

71 72 73 74 75 76 77 78 79 80

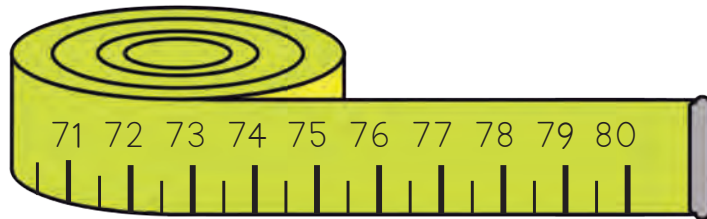
15  Listen and circle the numbers you hear.

A			
B			
C			
D			

Read the numbers in the pictures below.



Point to each number and ask your friend to read it.



16  Listen and write.

A	<hr/> <hr/> <hr/>	<hr/> <hr/> <hr/>	<hr/> <hr/> <hr/>
B	<hr/> <hr/> <hr/>	<hr/> <hr/> <hr/>	<hr/> <hr/> <hr/>
C	<hr/> <hr/> <hr/>	<hr/> <hr/> <hr/>	<hr/> <hr/> <hr/>
D	<hr/> <hr/> <hr/>		

Self - Check

Check (✓) your learning.

1. Vocabulary


2. Reading

shirt	shorts	shoes	
old	new	big	small


3. Numbers

71	72	73	74	75	76	77	78	79	80

Review 1



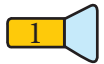
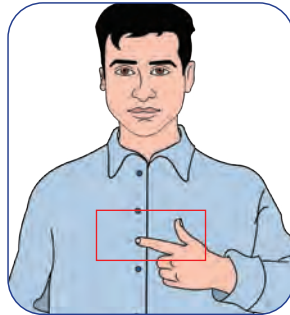
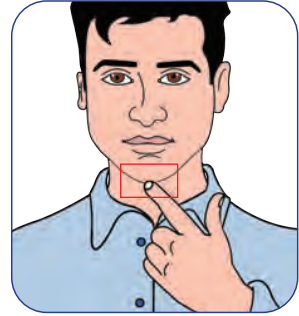
Look at the pictures. Then, make your own dialogues using the patterns below.





Pair work

Point to each picture and ask your friend to name it.





Listen and choose the correct picture.

A



B





Pair work


Point to each picture and make a dialogue with your friend using the correct pattern.

What is it?

It is a

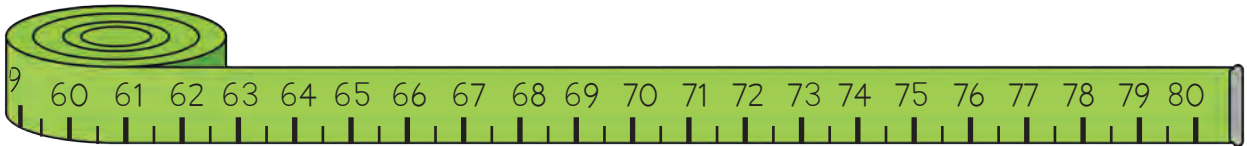
What are they?

They are



Pair work

Point to each number and ask your friend to read it.



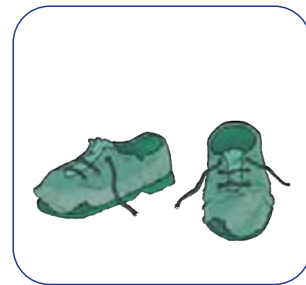
2 Number the pictures as you hear.



...



...



...



...

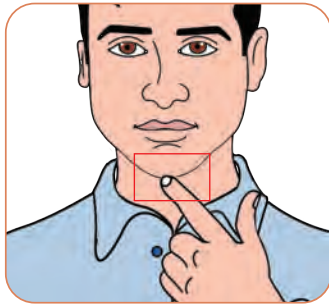


...



...

Find and circle "ch" or "sh" in each word.



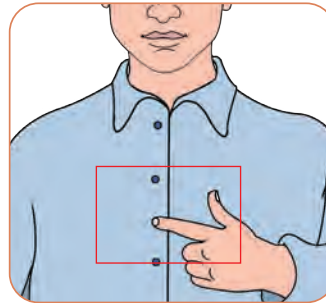
chin



shorts



shoes



chest



Pair work

Point to each word and ask your friend to read it.

chest

shirt

chair

old

small

shoes

hat

leg

big

new

chin

hand


teacher

shorts

Look at the pictures and write the missing letters.



.....air



tea.....er



.....irt

3  Listen and write the missing letters.

1. ha...

2.orts

3. le...

4. ha...d

5.est

6. b...g

7. s...all

8. o...d

9. ...ew

4  Write down what you hear.

1

.....

2

.....

3

.....

4

.....

5

.....



Listen and write.

A	<hr/> <hr/> <hr/>	<hr/> <hr/> <hr/>	<hr/> <hr/> <hr/>
B	<hr/> <hr/> <hr/>	<hr/> <hr/> <hr/>	<hr/> <hr/> <hr/>
C	<hr/> <hr/> <hr/>	<hr/> <hr/> <hr/>	<hr/> <hr/> <hr/>

Lesson 3


Countries and Cities




Where are you from?

1  Listen.



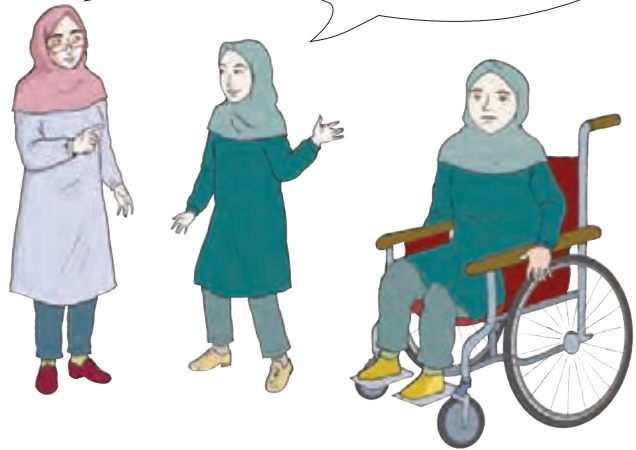
2  Listen and complete the information about yourself.



3 Listen and repeat.

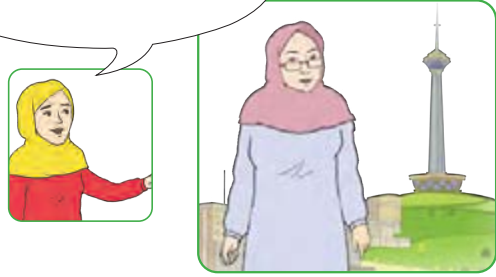
Where is she from?

She is from Tehran.




4 Listen and answer.

Where is she from?



Where is he from?



5 Listen and repeat.

Is Sara from Shiraz?

Yes, she is.



Is Reza from Shiraz?

No, he is not.



I am from Iran.

6  Listen and repeat.





7  Listen and repeat.




8 Listen and repeat.



Is he from Turkiye?



Yes, he is.



Is he from Iran?



No, he is not.



Practice

9 Listen and choose the correct picture.

1

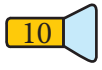


2



3





Listen and check.


Yes	No
-----	----

1




--	--

2



--	--

3




--	--

4



--	--

 Listen and number the pictures.



...



...




...



Pair work

Make a dialogue with your friend using the pattern below.



Pair work

Point to each picture and make a dialogue with your friend using the correct pattern.

Where is he from?


He is from

Where is she from?

She is from

Where are they from?

They are from



Pronunciation



12  Listen and repeat.

ph


13  Listen and repeat.




phone



photo



dolphin



elephant

14  Listen again and point to the pictures above.

Practice the “ph” sound in the words below.


ph in




ph in



ph in



ph in



15  Listen and chant.

It's a phone; “ph”, “ph”, phone.













It's a photo; “ph”, “ph”, photo.

It's a dolphin; “ph”, “ph”, dolphin.

It's an elephant; “ph”, “ph”, elephant.

Practice


16  Listen and choose the correct picture.

1	 <input type="checkbox"/>	 <input type="checkbox"/>	 <input type="checkbox"/>
2	 <input type="checkbox"/>	 <input type="checkbox"/>	 <input type="checkbox"/>
3	 <input type="checkbox"/>	 <input type="checkbox"/>	 <input type="checkbox"/>
4	 <input type="checkbox"/>	 <input type="checkbox"/>	 <input type="checkbox"/>





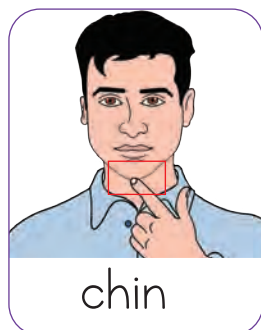

Pair work

Point to each picture and ask your friend to name it.



Reading & Writing

Find and circle "ch", "sh" or "ph" in each word.



Look at the pictures and circle the initial letters.



Ph/Ch/Sh



Ph/Ch/Sh



Ph/Ch/Sh



Ph/Ch/Sh



Ph/Ch/Sh



Word Search Look at the pictures and find the words in the tables below.



c	h	e	s	t
p	h	o	t	o



p	h	o	n	e
s	h	i	r	t



T	u	r	k	i	y	e
t	e	a	c	h	e	r





C	h	i	n
I	r	a	n



T	e	h	r	a	n
M	a	s	h	a	d

17 Listen and trace the letters.




1. phone

2. photo

3. elephant

4. dolphin

Write "ch", "sh" or "ph".



1. eleant



2.irt



3.oto



4.air




5.one



6.iraz



7. Ma.....ad




8.ina

Look at the pictures and read the following words.



Shiraz



Mashad



Tehran



China



Turkiye




Iran




Word Completion

Write the missing letters to complete the words.



e l e _ _ _ a n t



d o l _ _ _ i n



T _ _ h _ _ a n



_ _ _ u r _ _ i y e



Puzzle


Look at the pictures and complete the puzzles.



e
-
e
.....
.....
a
n
t



.....
.....
o t o



d
o
-
.....
i
n



.....
.....
o n e



M
a
.....
.....
a
d



T e r a



S
h
.....
r
a
.....



C h a

Writing Pad

Practice reading and writing the following words.

Mashad

Shiraz

Tehran

Iran

China

Turkiye

photo

phone

dolphin

elephant


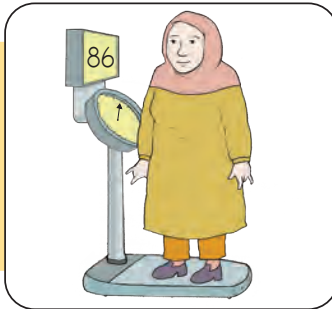

Numbers: 81-90

18  Listen and repeat.



81 82 83 84 85 86 87 88 89 90

19  Listen and choose the correct picture.



A



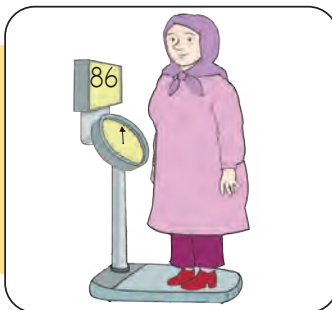

B



C



D

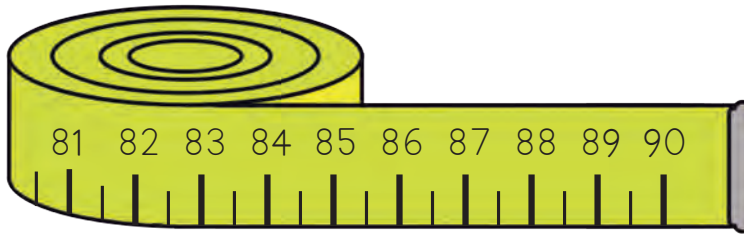


Read the numbers in the pictures below.



Pair work

Point to each number and ask your friend to read it.



20  Listen and write.

A	<hr/> <hr/> <hr/>	<hr/> <hr/> <hr/>	<hr/> <hr/> <hr/>
B	<hr/> <hr/> <hr/>	<hr/> <hr/> <hr/>	<hr/> <hr/> <hr/>
C	<hr/> <hr/> <hr/>	<hr/> <hr/> <hr/>	<hr/> <hr/> <hr/>
D	<hr/> <hr/> <hr/>		

Self - Check

Check (✓) your learning.

1. Vocabulary

2. Reading

Mashad	Shiraz	Tehran	Iran	China
photo	phone	dolphin	elephant	Turkiye

3. Numbers

81	82	83	84	85	86	87	88	89	90

Lesson 4

Seasons



Seasons

1 Listen and repeat.



2 Listen and repeat.



Spring is rainy.



Summer is sunny and hot.



Fall is windy.



Winter is snowy and cold.

3  Listen and repeat.

Is spring rainy?



Yes, it is.













Is winter hot?



No, it is not.

Practice

4  Listen and choose the correct picture.

1			
2			
3			
4			

5  Listen and check.


Yes	No
-----	----

1 


--	--

2 


--	--

3 

--	--

4 

--	--

6  Listen and number the pictures.



...



...



...



...



Pair work

Make a dialogue with your friend using the information below.

Part 1.

<p>Is it summer?</p>		<p>Yes, it is.</p>
----------------------	--	--------------------

<p>Is it ...?</p>		<p>...)</p>
-------------------	--	-------------

<p>.....?</p>		<p>...)</p>
---------------	--	-------------

Part 2.



Pair work

Point to each picture and make a dialogue with your friend.



Pronunciation



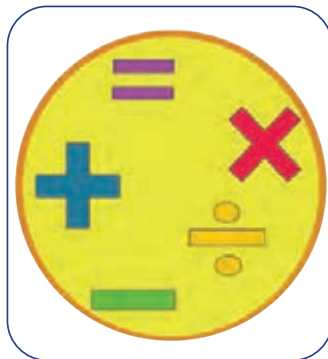
7  Listen and repeat.

th

8  Listen and repeat.



three



math



bath

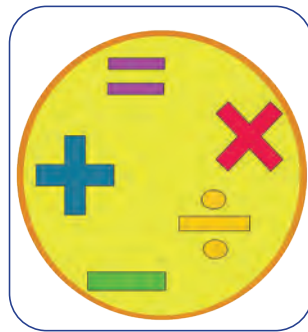
9  Listen again and point to the pictures above.

Practice the “th” sound ([θ]) in the words below.

th in



th in



th in








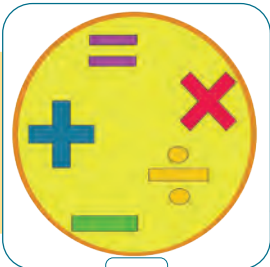

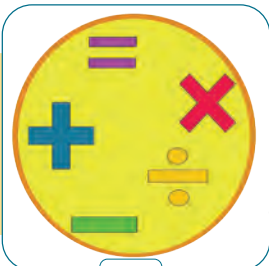

 Listen and chant.

It's three; “th”, “th”, three.

It's math; “th”, “th”, math.

It's a bath; “th”, “th”, bath.


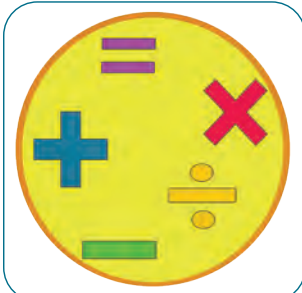

 Listen and choose the correct picture.

1			
2			
3			



Pair work

Point to each picture and ask your friend to name it.

		
---	---	---

Reading & Writing

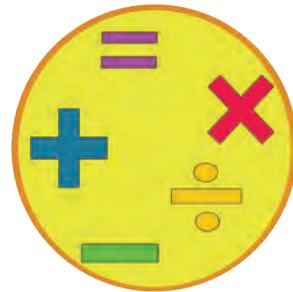
Find and circle "ch", "sh", "ph" or "th" in each word.



phone



shirt



math



teacher

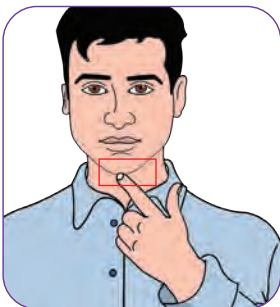


bath



shorts

Look at the pictures and circle the initial letters.



th / ch



th / sh



ph / sh



th / ph



Word Search Look at the pictures and find the words in the tables below.

3

t	h	r	e	e
c	h	a	i	r



c	h	i	n
m	a	t	h



s	p	r	i	n	g
w	i	n	t	e	r



s	n	o	w	y
s	u	n	n	y



r	a	i	n	y
w	i	n	d	y


12  Listen and trace the letters.



cold



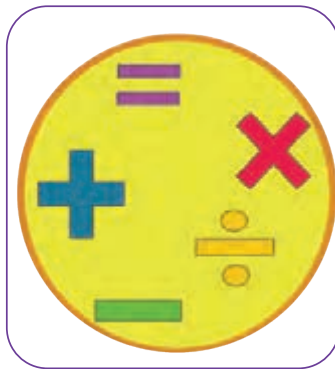
fall



summer



bath



math



three

Write “ch”, “sh”, “ph” or “th”.



1.ree



2.air



3.oes



4. ma.....



5.oto



Word Completion


Write the missing letters to complete the words.



b a _ _



_ _ r e e



s u _ _ e r



s u _ _ y





s p r _ n g







Puzzle



Look at the pictures and complete the puzzles.



→ b a [] []
[]
r
e
e

→ m
a
[]
[] o t

→ w []
[]
w [] n t e []
[]
y

→ r
f a [] []
i
[]
y

Writing Pad

Practice reading and writing the following words.

hot

cold

fall

bath

math

three

winter

windy

summer

sunny

rainy

spring













snowy

Numbers: 91-100

13  Listen and repeat.

91 92 93 94 95 96 97 98 99 100

14  Listen and circle the numbers you hear.

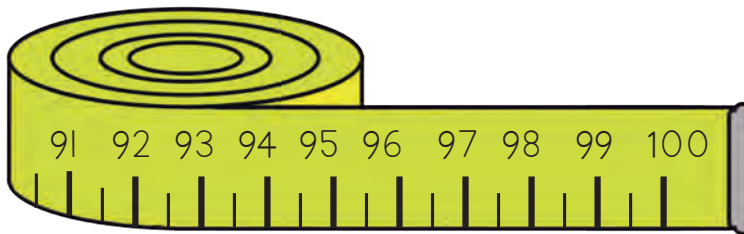
A			
B			
C			
D			

Read the numbers in the pictures below.



Pair work

Point to each number and ask your friend to read it.



15 Listen and write.

A	<hr/> <hr/> <hr/>	<hr/> <hr/> <hr/>	<hr/> <hr/> <hr/>
B	<hr/> <hr/> <hr/>	<hr/> <hr/> <hr/>	<hr/> <hr/> <hr/>
C	<hr/> <hr/> <hr/>	<hr/> <hr/> <hr/>	<hr/> <hr/> <hr/>
D	<hr/> <hr/> <hr/>		

Self - Check

Check (✓) your learning.

1. Vocabulary


2. Reading

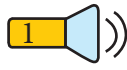
hot	cold	fall	bath	math	three	winter
windy	summer	sunny	rainy	spring	snowy	

3. Numbers

91	92	93	94	95	96	97	98	99	100

Review 2



 Listen and number the pictures.



...



...



...






...



Pair work


Point to each picture and ask your friend to name it.



2  Listen and check.

Yes	No
-----	----

1




--	--

2



--	--

3



--	--



Pair work

Point to each word and ask your friend to read it.

photo

dolphin

phone

elephant

math

bath

three

fall

spring

sunny

summer

winter


rainy

snowy


Look at the pictures and write the missing letters.



.....one



ma.....



dol.....in



w...nter



ba.....



.....oto



.....ree



su.....y

3  Listen and write the missing letters.

1. dol.....in

2. ma.....

3.one

4. ba.....

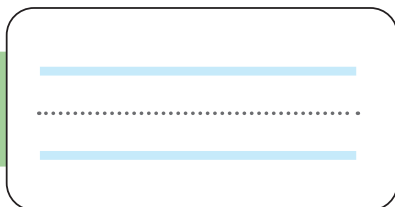
5. ele.....ant

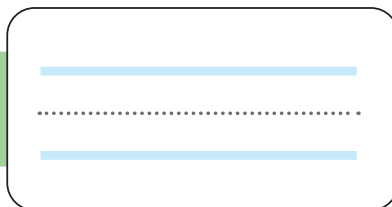
6.ree

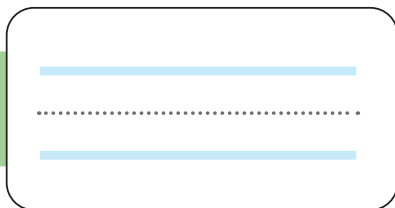
7. fa.....

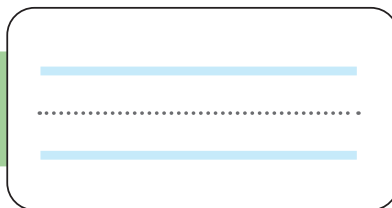
8. spr...ng

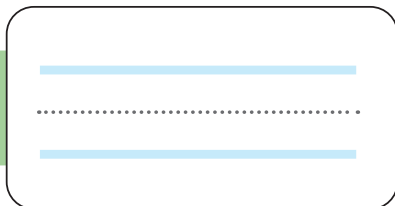
4  Write down what you hear.

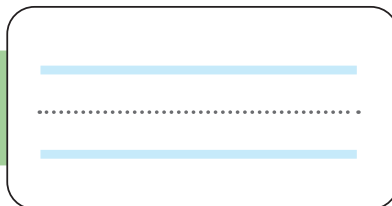
1 

2 

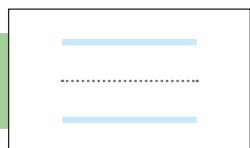
3 

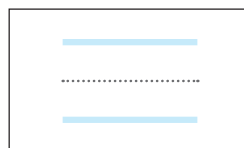
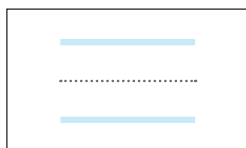
4 

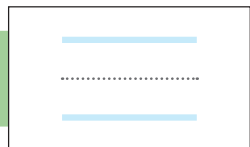
5 

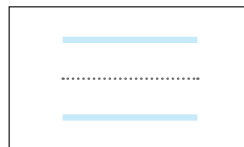
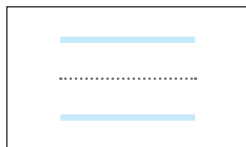
6 

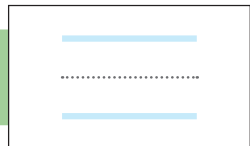
5  Listen and write.

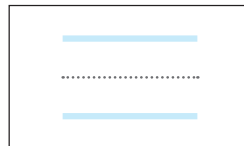
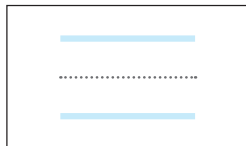
A 



B 



C 



Lesson 5

Jobs




What is your job?

1 Listen.

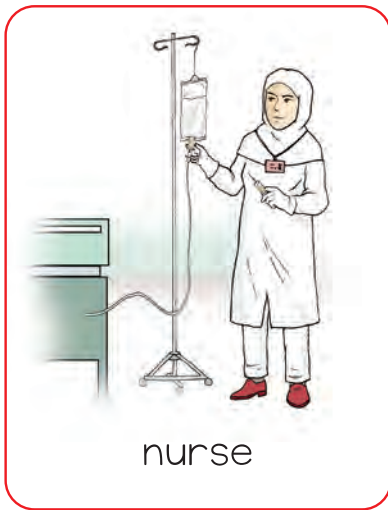


2 Listen and repeat.





Listen and repeat.





Listen and repeat.

What is his job?
He is a



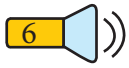
What is her job?
She is a



Practice

5  Listen and choose the correct picture.

1			
2			
3			
4			
5			
6			
7			



Listen and check.

Yes

No

1



--	--

2



--	--

3



--	--

4



--	--

5



--	--

6



--	--

7



--	--



Role Play

Point to each picture and make a dialogue with your friend using the pattern below.

What is your job?



I am a teacher.



Pair work

Point to each picture and make a dialogue with your friend using the pattern below.

What is his/her job?

He/she is a



Pronunciation



7  Listen and repeat.

th

8  Listen and repeat.



mother



father



brother

9  Listen again and point to the pictures above.

Practice the “th” sound in the words below.


th in



th in



th in



10  Listen and chant.




She’s my mother; “th”, “th”, mother.




He’s my father; “th”, “th”, father.




He’s my brother; “th”, “th”, brother.

Practice

 Listen and choose the correct picture.

1   


2   

3   



Pair work

Point to each picture and ask your friend to name it.




Reading & Writing

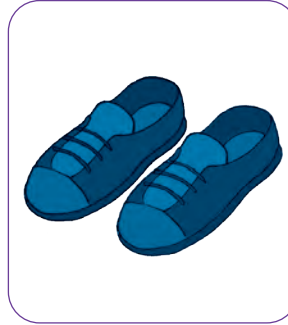
Find and circle "ch", "sh", "ph" or "th" in each word.



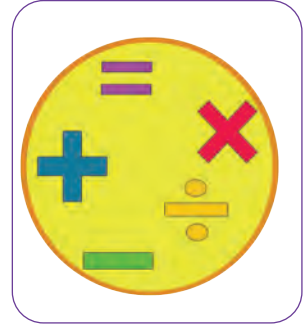
teacher



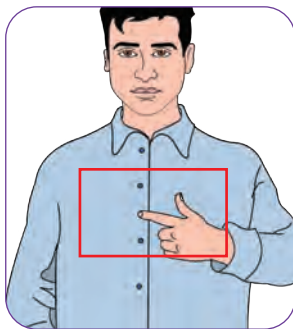
dolphin




shoes



math



chest



elephant



shirt

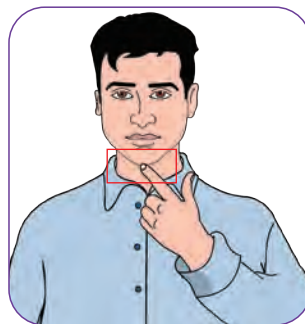


father

Look at the pictures and circle the initial letters.



ch/sh/ph/th



ch/sh/ph/th



ch/sh/ph/th



ch/sh/ph/th



Word Search Look at the pictures and find the words in the tables below.



d	a	d
m	o	m



f	a	t	h	e	r
m	o	t	h	e	r



f	a	r	m	e	r
d	o	c	t	o	r



s	t	u	d	e	n	t
p	a	i	n	t	e	r

12  Listen and trace the letters.



cook



farmer



nurse



mother



father



brother



painter



Word Completion


Write the missing letters to complete the words.



d...ctor



mo...er



bro...er



fa...er



tea...er



stu...ent



Puzzle

Look at the pictures and complete the puzzles.



a
t
h
e
r

r



t h e r



n
u

s
e



f a ____ m e ____



d

c ____ k
c
t
o
r



b
r
o

e
r



t e a ____ e r

Writing Pad

Practice reading and writing the following words.

mom

dad

cook

farmer

doctor

nurse

teacher

mother

father

brother

painter

student

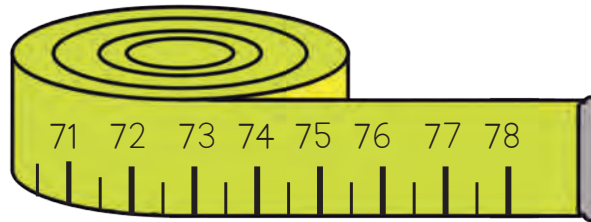
Number Recap (1)

0 – 100

Practice

13 )) Circle the numbers you hear.

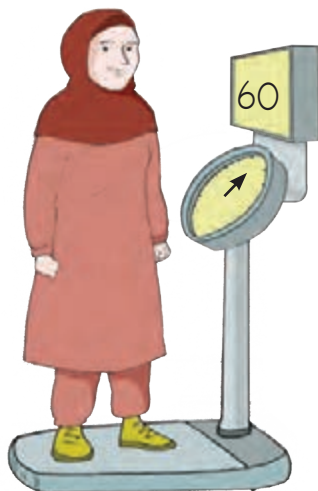
A



B





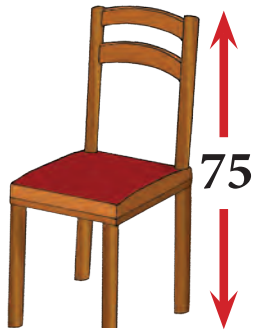
C



D

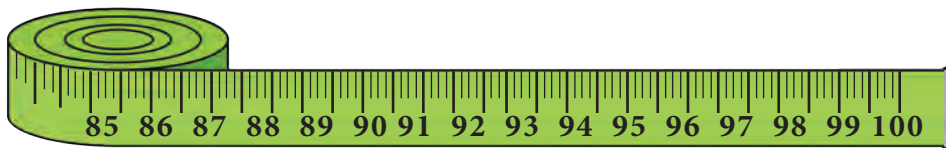


Read the numbers in the pictures below.



Pair work

Point to each number and ask your friend to read it.















Listen and write.

A	<hr/> <hr/> <hr/>	<hr/> <hr/> <hr/>	<hr/> <hr/> <hr/>
B	<hr/> <hr/> <hr/>	<hr/> <hr/> <hr/>	<hr/> <hr/> <hr/>
C	<hr/> <hr/> <hr/>	<hr/> <hr/> <hr/>	<hr/> <hr/> <hr/>

Self - Check

Check (✓) your learning.

1. Vocabulary

2. Reading

mom	dad	cook	farmer	doctor	nurse
teacher	mother	father	brother	painter	student

3. Numbers

0	25	13	67	98	52
44	100	76	81	32	11

Lesson 6

Technology



My Computer


1 Listen and repeat.




2 Listen and repeat.




3 Listen and repeat.



4 Listen and repeat.




5 Listen and repeat.





















6 Listen and point.



Practice

7  Listen and choose the correct picture.


1			
2			
3			
4			
5			
6			

8 Listen and number the pictures.

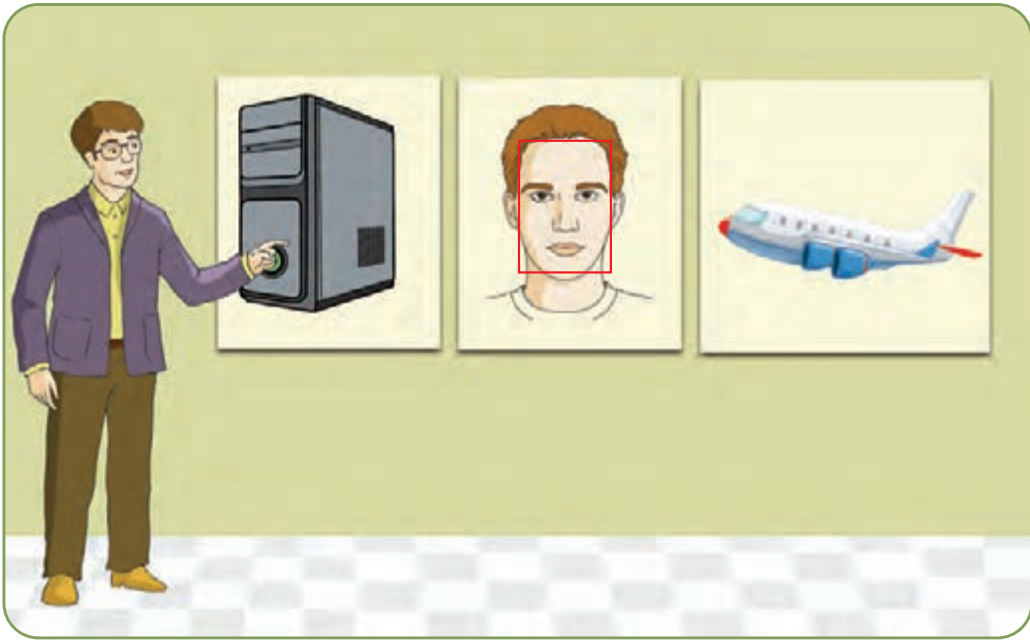


Pair work

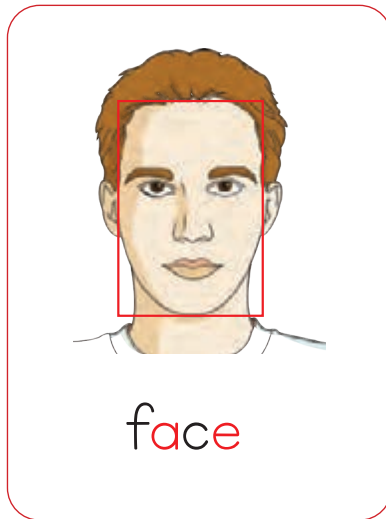
Point to each picture and ask your friend to give the command.



Pronunciation





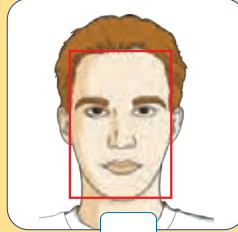
9  Listen and repeat.

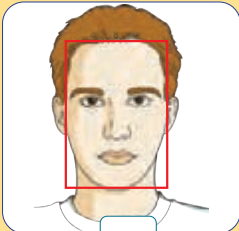





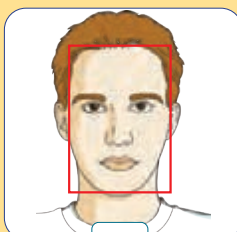

10  Listen again and point to the pictures above.

Practice

 Listen and choose the correct picture.

1   


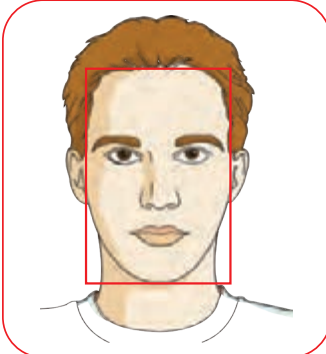

2   

3   



Pair work

Point to each picture and ask your friend to name it.

Reading & Writing



Word Search Look at the pictures and find the words in the tables below.

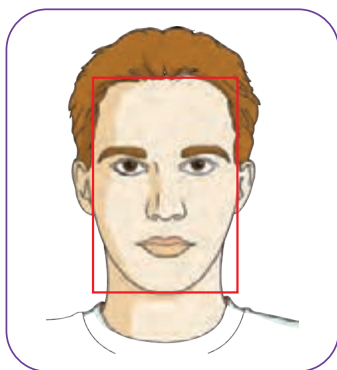


c	a	s	e
f	a	c	e



p	h	o	n	e
p	l	a	n	e

12  Listen and trace the letters.



face



case



plane



Word Completion

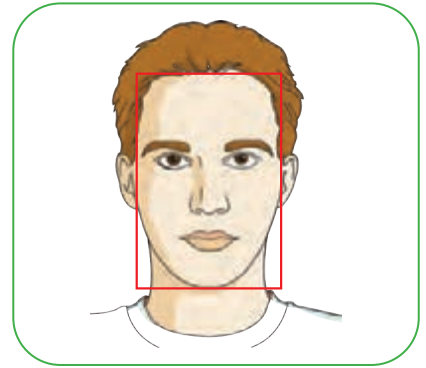
Write the missing letters to complete the words.



c _ _ s _ _



p l _ _ n _ _

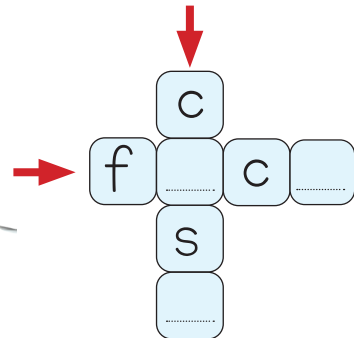
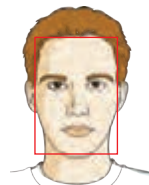
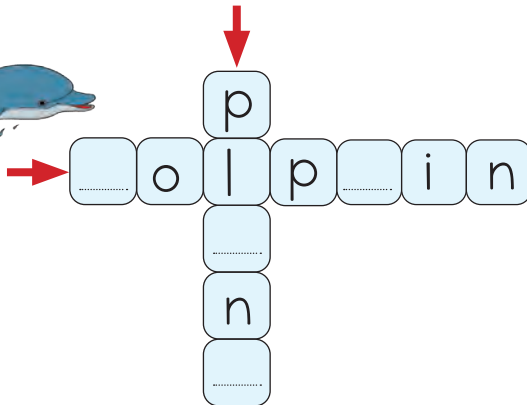



f _ _ c _ _



Puzzle

Look at the pictures and complete the puzzles.



Writing Pad

Practice reading and writing the following words.

face

case

plane

Number Recap (2)

0 – 100

13 Listen and circle the numbers you hear.

A			
B			
C			
D			

Read the numbers in the pictures below.



Pair work

Point to each number and ask your friend to read it.

0	3	8	14	19
28	34	36	40	42
51	55	63	67	72
78	80	82	93	100

14








Listen and write.

A	<hr/> <hr/> <hr/>	<hr/> <hr/> <hr/>	<hr/> <hr/> <hr/>
B	<hr/> <hr/> <hr/>	<hr/> <hr/> <hr/>	<hr/> <hr/> <hr/>
C	<hr/> <hr/> <hr/>	<hr/> <hr/> <hr/>	<hr/> <hr/> <hr/>
D	<hr/> <hr/> <hr/>		







Self - Check

Check (✓) your learning.

1. Commands

2. Vocabulary

3. Reading

face	case	plane

4. Numbers

15	66	52	9	48	99
28	31	75	100	85	60

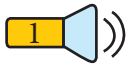
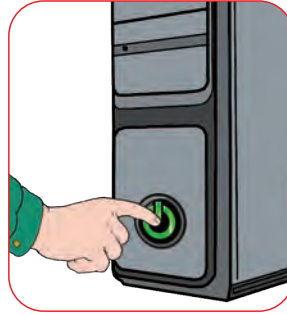
Review 3





Pair work

Point to each picture and ask your friend to give the command.



Listen and check.

Yes	No
-----	----

1



--	--

2



--	--

3



--	--

4



--	--

5

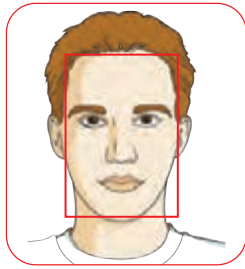


--	--



Pair work

Point to each picture and ask your friend to name it.



Pair work

Point to each number and ask your friend to read it.



Complete the following number chart.

1	2		4	5	6	7	8	9	10
11	12	13	14		16	17	18	19	
21		23	24	25	26	27	28	29	
31	32		34	35	36	37	38		40
41	42	43		45	46	47	48	49	
51	52	53	54		56	57		59	60
	62	63	64	65		67	68	69	70
71	72	73	74	75	76		78	79	
81			84	85	86	87		89	90
	92	93	94		96	97	98		100



Pair work

Point to each word and ask your friend to read it.

doctor

brother

case

cook

face

father

mother

plane

Look at the pictures and write the missing letters.



paint...er



fa.....er



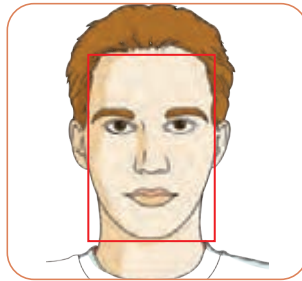
c...s...



c.....k




tea.....er



f...c...



nur...e



mo.....er

2 Listen and write the missing letters.

1. bro.....er

2. pl...n...

3. stud...nt

4. d...ctor

3 Write down what you hear.

1.

2.

3.

4.

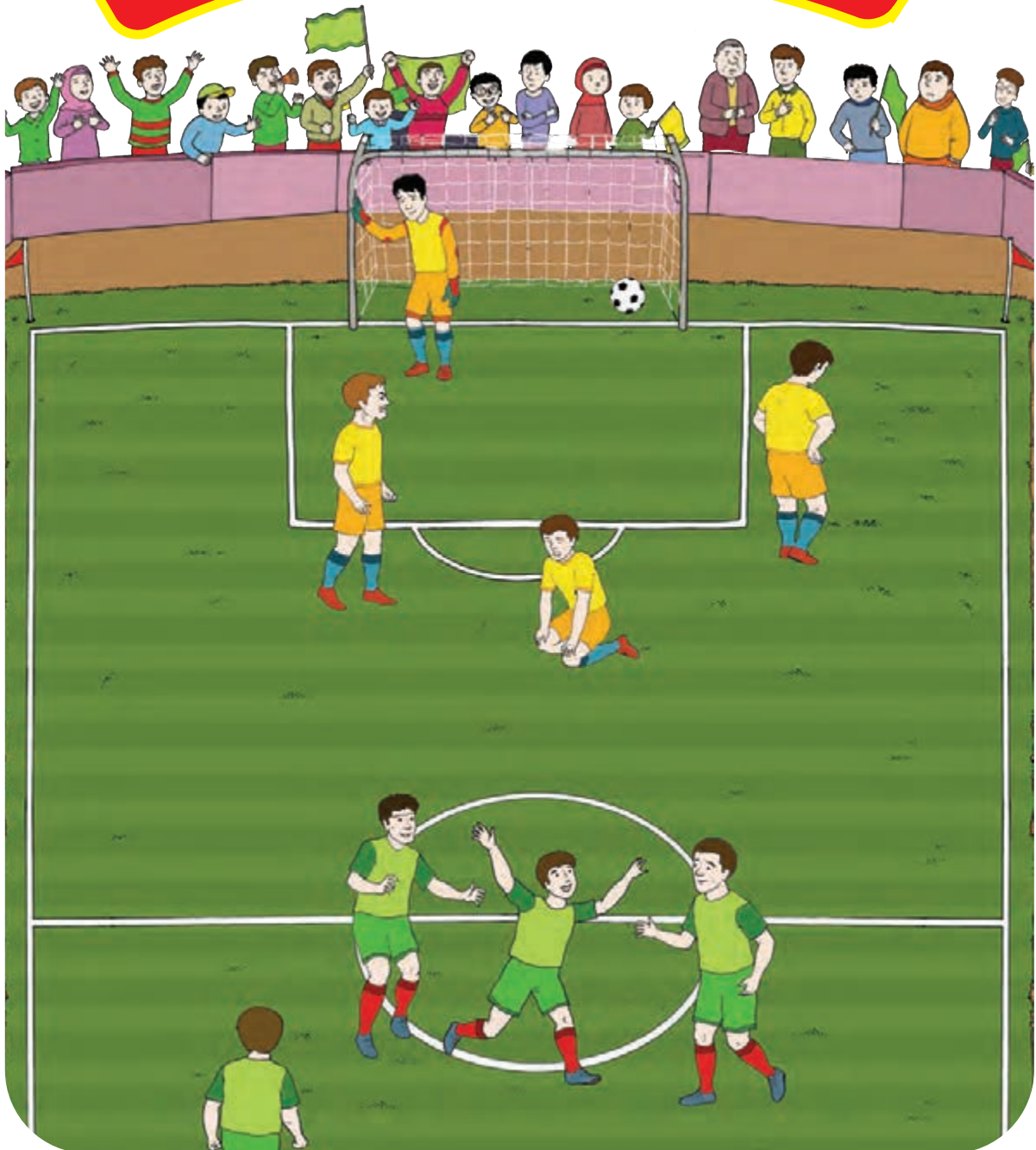


Listen and write.

A	<hr/> <hr/> <hr/>	<hr/> <hr/> <hr/>	<hr/> <hr/> <hr/>
B	<hr/> <hr/> <hr/>	<hr/> <hr/> <hr/>	<hr/> <hr/> <hr/>
C	<hr/> <hr/> <hr/>	<hr/> <hr/> <hr/>	<hr/> <hr/> <hr/>

Lesson 7

Feelings and Emotions



Feelings and Emotions

1 Listen and repeat.



2 Listen and repeat.




3  Listen and repeat.



4  Listen and repeat.



5  Listen and repeat.



6  Listen and repeat.



sad



angry



happy



tired

Practice

7  Listen and choose the correct picture.

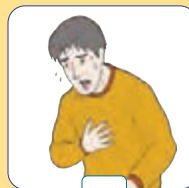
1



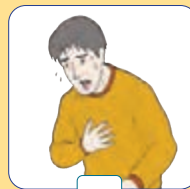
2




3



4







5



8  Listen and check.

Yes	No
-----	----

1		<input type="checkbox"/>	<input type="checkbox"/>
2		<input type="checkbox"/>	<input type="checkbox"/>
3		<input type="checkbox"/>	<input type="checkbox"/>
4		<input type="checkbox"/>	<input type="checkbox"/>

 **Role Play** Make a dialogue with your friend using the patterns below.

Are you happy?



Yes, I am.

Are you angry?

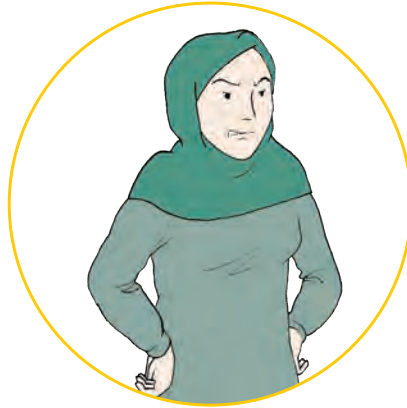


No, I am not.



Pair work


Point to each picture and make a dialogue with your friend.



Pronunciation



9  Listen and repeat.



boy



toy












soy

10  Listen again and point to the pictures above.

Practice

 Listen and choose the correct picture.

1			
2			
3			



Pair work


Point to each picture and ask your friend to name it.




Reading & Writing




Word Search Look at the pictures and find the words in the tables below.



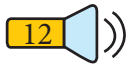
b	o	y
b	a	g



t	o	y
c	a	t



s	u	n
s	o	y



Listen and trace.



boy




toy



soy



angry



tired



happy



Word Completion

Write the missing letters to complete the words.



t y



s o




h a y



Puzzle

Look at the pictures and complete the puzzles.



↓

→ s d


o

.....



a

.....



t

..... y



b

a

.....



o

.....



h

a

.....

.....

y



n

g

r

.....

Writing Pad

Practice reading and writing the following words.

sad

boy

toy

soy

angry

happy

tired

Writing Pad

Practice reading and writing the following sentences.

I am happy.

He is sad.













She is angry.

Numbers: 100-900

13 Listen and repeat.

100 200 300 400 500 600 700 800 900

14 Listen and choose the correct picture.

A			
B			
C			
D			

Read the numbers in the pictures below.










15  Listen and write.

A	<hr/> <hr/> <hr/>	<hr/> <hr/> <hr/>	<hr/> <hr/> <hr/>
B	<hr/> <hr/> <hr/>	<hr/> <hr/> <hr/>	<hr/> <hr/> <hr/>
C	<hr/> <hr/> <hr/>	<hr/> <hr/> <hr/>	<hr/> <hr/> <hr/>

Self - Check

Check (✓) your learning.

1. Vocabulary

2. Reading

sad	boy	toy	soy	angry	happy	tired
I am happy.	He is sad.	She is angry.				

3. Numbers

100	200	300
400	500	600
700	800	900


Lesson 8

Health and Illness




What's the matter?

1 Listen.



2 Listen.



3 Listen and repeat.



cold



fever



headache

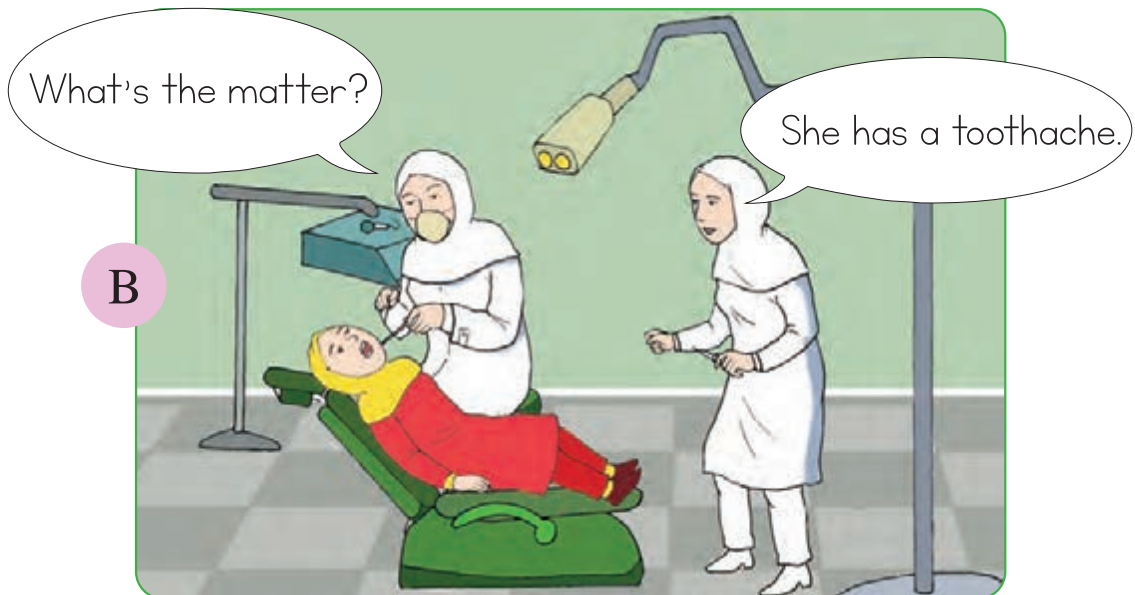


backache



toothache

4 Listen and repeat.



Practice

5  Listen and choose the correct picture.

1




2



3



4



5





Role Play

Make a dialogue with your friend using the information below.



Pair work

Point to each picture and make a dialogue with your friend using the pattern below.

What's the matter?
 He/ She has a



Pronunciation



6  Listen and repeat.




I










five

nine

7  Listen again and point to the pictures above.

Practice

8  Listen and choose the correct item.

1			
2			
3			



Pair work

Point to each item and ask your friend to name it.



Reading & Writing



Word Search

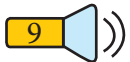
Look at the numbers and find their written forms in the tables below.

5

f	i	v	e
n	i	n	e

9

f	i	v	e
n	i	n	e



Listen and trace the letters.

5

five

9

nine



Word Completion

Write the missing letters to complete the words.

5

f v

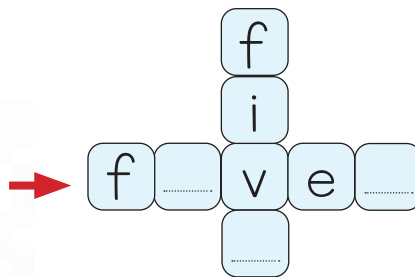
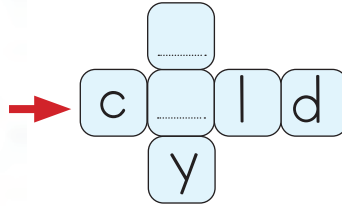
9

n n



Puzzle

Look at the pictures and complete the puzzles.



Writing Pad

Practice reading and writing the following words.

I

five

nine

cold

fever

Writing Pad

Practice reading and writing the following sentences.

I have a cold.

He has a fever.

She has a cold.

She has a fever.

Numbers: 1000-10000



10  Listen and repeat.

1000, 2000, 3000, 4000, 5000
6000, 7000, 8000, 9000, 10000


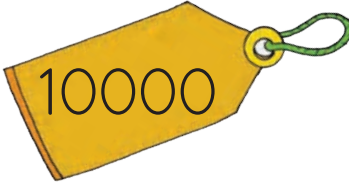
Practice

11  Listen and circle the numbers you hear.

A

	
---	--

B

	
---	--

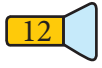
Read the numbers in the pictures below.



Pair work

Point to each number and ask your friend to read it.





Listen and write.

A	<hr/> <hr/> <hr/>	<hr/> <hr/> <hr/>	<hr/> <hr/> <hr/>
B	<hr/> <hr/> <hr/>	<hr/> <hr/> <hr/>	<hr/> <hr/> <hr/>
C	<hr/> <hr/> <hr/>	<hr/> <hr/> <hr/>	<hr/> <hr/> <hr/>

Self - Check

Check (✓) your learning.

1. Vocabulary

2. Reading

I	five	nine	cold	fever
I have a cold.	He has a fever.	She has a cold.	She has a fever.	


3. Numbers

1000	2000	3000	4000	5000
6000	7000	8000	9000	10000

Review 4

**I am
happy.**



 Listen and number the pictures.



...

...

...

...

...



Pair work

Point to each item and ask your friend to read the number.



2 Listen and number the pictures.



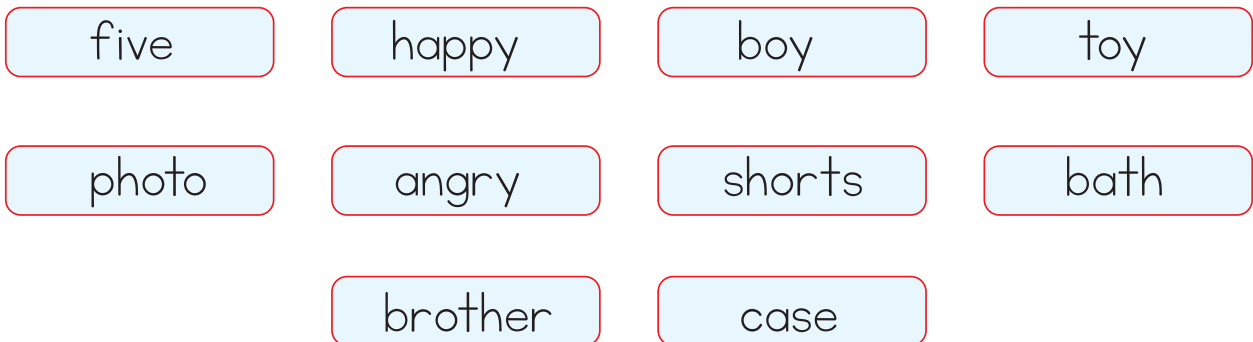
Pair work

Point to each item and ask your friend to name it.



Pair work

Point to each word and ask your friend to read it.




Look at the pictures and write the missing letters.



s...y



n...ne



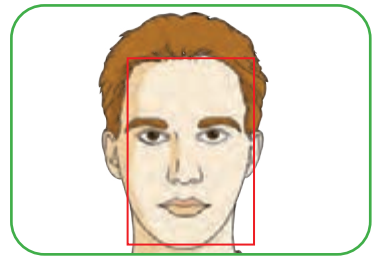
ma...h



s...d



s...irt




fac...



fa...her



anгр...



p...one

3  Listen and write the missing letters.

1. h...ppy

2. ele...hant

3. s...oes

4. t...ree

5. mot...er

6. ti...ed

7. an...ry

4  Listen and circle the numbers you hear.

A	400	200	80	95
B	72	69	45	600
C	15	100	55	500
D	700	34	300	77
E	22	99	35	800

Match the pictures with the sentences.


They are sad.



She has a cold.



He is happy.



5  Listen and complete the following sentences.

1. She a headache.

2. I have a

3. I happy.

Complete the following sentences with the words given below.


sad are cold has

1. I have a

2. She is

3. He a fever.

4. They happy.

6  Listen and write the numbers you hear.

A

B

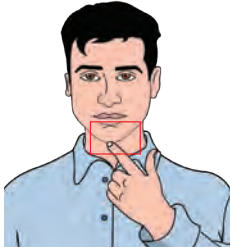
C

D

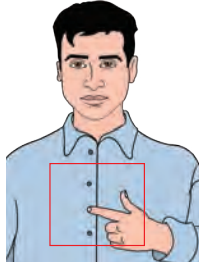
E

Photo Dictionary

Lesson 1



chin



chest



chair



teacher

Lesson 2



shirt



shorts



shoes

Lesson 3



Tehran



Shiraz



Mashad



Iran



Turkiye




China




phone



photo



dolphin



elephant

Lesson 4



spring



summer



fall



winter




rainy

sunny

windy

snowy



bath

math

three

Lesson 5



teacher

student

painter

farmer



doctor



nurse



cook



mother



father



brother

Lesson 6



computer



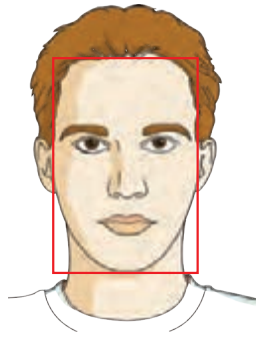
mouse



file



case



face



plane

Lesson 7



happy



sad



angry



tired



boy



toy



soy

Lesson 8



cold



fever



headache



backache



toothache



I



five

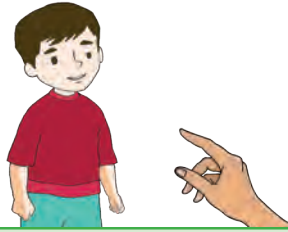


nine

Sentences



Who is this?




What is his name?
His name is Iman.



How old is he?
He is 10.




Who is this?



What is her name?
Her name is Mina.



How old is she?
She is 13.



This is my mother.
Her name is Zahra.



This is my father.
His name is Nader.



It is a shirt.



It is a hat.



They are shoes.



They are shorts.



They are new shoes.



They are old shoes.



It is a blue shirt.



They are big shorts.



They are small shorts.



They are black shoes.



I am from Mashad.



He is from Shiraz.



She is from Tehran.



He is from Iran.




He is from China.



He is from Turkiye.



Spring is rainy.



Summer is sunny and hot.



Fall is windy



Winter is snowy and cold.



I am a teacher.



He is a painter.



He is a farmer.



He is a doctor.




He is a cook.



She is a student.



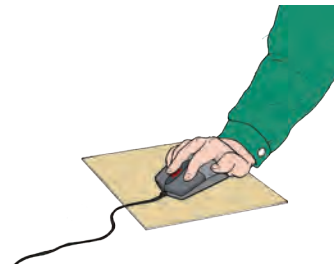
She is a nurse.



Turn on the computer.



Press Enter.



Move the mouse.



Delete the file.



Shut down the computer.



He is happy.




He is sad.



She is angry.



She is tired.



They are happy.



What's the matter? I have a cold.

He has a fever.



He has a headache.



She has a backache.



She has a toothache.

List of Instructions

Ask the students to introduce their friends using the correct pattern.	از دانش‌آموزان بخواهید تا با استفاده از الگوی صحیح دوستانشان را معرفی کنند.
Ask your friend the color of the following items using the pattern below.	با استفاده از الگوی زیر رنگ اشیاء را از دوست خود بپرسید.
Ask your friend's age using the pattern below.	با استفاده از الگوی زیر سن دوست خود را بپرسید.
Circle the numbers you hear.	دور عددهایی که می‌شنوید، خط بکشید.
Complete the alphabet chart below using the letters in the box.	با استفاده از حروف داخل کادر جدول الفبای زیر را کامل کنید.
Complete the following number chart.	جدول اعداد را کامل کنید.
Complete the following sentences with the words given below.	با استفاده از واژه‌های ارائه شده جمله‌ها را کامل کنید.
Find and circle "ch" or "sh" in each word.	در هر کلمه "ch" یا "sh" را پیدا کنید و دور آن خط بکشید.
Find and circle "ch", "sh" or "ph" in each word.	در هر کلمه "ch"، "sh"، یا "ph" را پیدا کنید و دور آن خط بکشید.
Find and circle "ch", "sh", "ph" or "th" in each word.	در هر کلمه "ch"، "sh"، "ph"، یا "th" را پیدا کنید و دور آن خط بکشید.
Listen.	گوش کنید.
Listen again and point to the pictures above.	دوباره گوش کنید و به تصویرهای بالا اشاره کنید.
Listen and answer.	گوش کنید و پاسخ دهید.
Listen and chant.	گوش کنید و آواز بخوانید.
Listen and check.	گوش کنید و علامت بزنید.
Listen and choose the correct item.	گوش کنید و مورد صحیح را انتخاب کنید.
Listen and choose the correct picture.	گوش کنید و تصویر صحیح را انتخاب کنید.
Listen and circle.	گوش کنید و دایره بکشید.
Listen and circle the numbers you hear.	گوش کنید و دور عددهایی که می‌شنوید خط بکشید.

Listen and circle the numbers you hear in the calendar below.	گوش کنید و در تقویم دور عددهایی که می‌شنوید خط بکشید
Listen and complete the following sentences.	گوش کنید و جمله‌های زیر را کامل کنید.
Listen and complete the information about yourself.	گوش کنید و اطلاعات خود را کامل کنید.
Listen and number the commands.	گوش کنید و دستورها را شماره‌گذاری کنید.
Listen and number the pictures.	گوش کنید و تصویرها را شماره‌گذاری کنید.
Listen and point.	گوش کنید و اشاره کنید.
Listen and repeat.	گوش کنید و تکرار کنید.
Listen and repeat the dialogue.	گوش کنید و مکالمه را تکرار کنید.
Listen and trace.	گوش کنید و ردیابی کنید.
Listen and trace the initial letters.	گوش کنید و حروف ابتدایی را ردیابی کنید.
Listen and trace the letters.	گوش کنید و حروف را ردیابی کنید.
Listen and write.	گوش کنید و بنویسید.
Listen and write the missing letters.	گوش کنید و حروف جاافتاده را بنویسید.
Listen and write the missing numbers.	گوش کنید و عددهای جاافتاده را بنویسید.
Listen and write the numbers you hear.	گوش کنید و عددهایی که می‌شنوید را بنویسید.
Look and listen. Then, make your own dialogue.	نگاه کنید و گوش کنید. سپس مکالمه خودتان را بسازید.
Look at each picture. Then, make a dialogue with your friend using the pattern below.	به هر تصویر نگاه کنید. سپس با استفاده از الگوی زیر مکالمه‌ای با دوست خود بسازید.
Look at the numbers and find their written forms in the tables below.	به عددها نگاه کنید و شکل نوشتاری آنها را در جدول‌های زیر پیدا کنید.
Look at the pictures and circle the initial letters.	به تصویرها نگاه کنید و دور حروف ابتدایی خط بکشید.
Look at the pictures and complete the puzzles.	به تصویرها نگاه کنید و جدول‌ها را کامل کنید.
Look at the pictures and find the words in the tables below.	به تصویرها نگاه کنید و کلمه‌ها را در جدول‌های زیر پیدا کنید

Look at the pictures and read the following words.	به تصویرها نگاه کنید و کلمه‌ها را بخوانید.
Look at the pictures and write the initial letters.	به تصویرها نگاه کنید و حروف ابتدایی را بنویسید.
Look at the pictures and write the missing letters.	به تصویرها نگاه کنید و حروف جاافتاده را بنویسید.
Look at the pictures. Then, make your own dialogues using the patterns below.	به تصویرها نگاه کنید. سپس با استفاده از الگوهای زیر مکالمه‌های خود را بسازید.
Make a dialogue with your friend using the correct pattern.	با استفاده از الگوی درست مکالمه‌ای با دوست خود بسازید.
Make a dialogue with your friend using the information below.	با استفاده از اطلاعات داده شده مکالمه‌ای با دوست خود بسازید.
Make a dialogue with your friend using the pattern(s) below.	با استفاده از الگو(ها)ی زیر مکالمه‌ای با دوست خود بسازید.
Match the pictures with the sentences.	جمله‌ها را به تصویرها وصل کنید.
Number the pictures as you hear.	گوش کنید و تصویرها را شماره گذاری کنید.
Number the pictures as you listen to the dialogues.	به مکالمه‌ها گوش کنید و تصویرها را شماره گذاری کنید.
Point to each item and ask your friend to name it.	به هر مورد اشاره کنید و از دوست خود بخواهید تا نام آن را بگوید.
Point to each item and ask your friend to read it.	به هر مورد اشاره کنید و از دوست خود بخواهید تا آن را بخواند.
Point to each item and ask your friend to read the number.	به هر مورد اشاره کنید و از دوست خود بخواهید تا عدد مورد نظر را بخواند.
Point to each number and ask your friend to read it.	به هر عدد اشاره کنید و از دوست خود بخواهید تا آن را بخواند.
Point to each picture and ask your friend to give the command.	به هر تصویر اشاره کنید و از دوست خود بخواهید تا دستور مورد نظر را بگوید.
Point to each picture and ask your friend to name it.	به هر تصویر اشاره کنید و از دوست خود بخواهید تا نام آن را بگوید.
Point to each picture and make a dialogue with your friend.	به هر تصویر اشاره کنید و با دوست خود [در مورد آن] صحبت کنید.
Point to each picture and make a dialogue with your friend using the correct pattern.	به هر تصویر اشاره کنید و با استفاده از الگوی درست با دوست خود [در مورد آن] صحبت کنید.

Point to each picture and make a dialogue with your friend using the pattern below.	به هر تصویر اشاره کنید و با استفاده از الگوی زیر و با دوست خود [در مورد آن] صحبت کنید.
Point to each picture and read the following chunks.	به هر تصویر اشاره کنید و تکه‌های زبانی زیر را بخوانید.
Point to each word and ask your friend to read it.	به هر کلمه اشاره کنید و از دوست خود بخواهید تا آن را بخواند.
Practice reading and writing the following sentences.	خواندن و نوشتن جمله‌های زیر را تمرین کنید.
Practice reading and writing the following words.	خواندن و نوشتن کلمه‌های زیر را تمرین کنید.
Practice the “ch” sound ([tʃ]) in the words below.	صدای [tʃ] را در کلمه‌های زیر تمرین کنید.
Practice the “ph” sound ([f]) in the words below.	صدای [f] را در کلمه‌های زیر تمرین کنید.
Practice the “sh” sound ([ʃ]) in the words below.	صدای [ʃ] را در کلمه‌های زیر تمرین کنید.
Practice the “th” sound ([θ]) in the words below.	صدای [θ] را در کلمه‌های زیر تمرین کنید.
Practice the “th” sound ([ð]) in the words below.	صدای [ð] را در کلمه‌های زیر تمرین کنید.
Read the following words and circle letters “p” and “b”.	کلمه‌های زیر را بخوانید و دور حروف “p” و “b” خط بکشید.
Read the information in each card using the pattern below.	با استفاده از الگوی زیر اطلاعات هر کارت را بخوانید.
Read the numbers in the pictures below.	عددها را در تصویرهای زیر بخوانید.
Say your ID number and ask your friend to write it.	شماره کارت شناسایی (ملی) خود را بگویید و از دوست خود بخواهید تا آن را بنویسد.
Write “ch” or “sh”.	بین “ch” و “sh” یکی را انتخاب کنید و بنویسید.
Write “ch”, “sh” or “ph”.	بین “ch”, “sh”, و “ph” یکی را انتخاب کنید و بنویسید.
Write “ch”, “sh”, “ph” or “th”.	بین “ch”, “sh”, “ph”, و “th” یکی را انتخاب کنید و بنویسید.
Write down what you hear.	آنچه می‌شنوید را بنویسید.
Write the missing letters to complete the word.	حروف جاافتاده را بنویسید تا کلمه کامل شود.

Worksheet for Words

Lesson 1

leg

hand

chin

chest

chair

teacher

Lesson 2

hat

big

old

shirt

shorts

shoes

small

new

Lesson 3

Mashad

Shiraz

Tehran

Iran

China

Turkiye

photo

phone

dolphin

elephant

Lesson 4

hot

cold

fall

bath

math

three

winter

windy

summer

rainy

sunny

spring

showy

Lesson 5

mom

dad

cook

farmer

doctor

nurse

teacher

mother

father

brother

painter

student

Lesson 6

face

case

plane

Lesson 7

sad

boy

toy

soy

angry

happy

tired

Lesson 8

I

five

nine

cold

fever

Worksheet for Sentences

I am happy.

He is sad.

She is angry.

I have a cold.

He has a fever.

She has a cold.

She has a fever.

Audio Scripts

Review of Book 1 & 2

1.

Sina: Good morning, Ali.

Ali: Good morning, Sina. How are you?

Sina: Fine. This is Reza.

Ali: Hello, Reza.

Reza: Hello, Ali.

2.

1. This is my hand.

2. This is my leg.

3. This is my face.

4. This is my back.

5. This is my head.

3.

1. Close the door.

2. Don't clean the board.

3. Don't Stand up.

4. Read.

5. Open your book.

4.

A. 12 B.15 C. 25 D. 30

5.

1. Is it snowy? No, it isn't.

2. Is it cold? Yes, it is.

3. Is it hot? Yes, it is.

4. Is it rainy? No, it isn't.

5. Is it sunny? Yes, it is.

6.

1. Mina is in the bedroom.

2. Dad is in the bathroom.

3. Sina is in the kitchen.

4. Mom is in the living room.

7.

A. 11:40

B. 04:35

C. 01:55

D. 10:50

8.

1. Where is Mr. Ahmadi? He is in the bank.

2. Where is Mina? She is in the hospital.

3. Where is Sina? He is in the mosque.

4. Where is dad? He is in the supermarket.

5. Where is Ms. Tavana? She is in the school.

9.

1. bed 2. van

3. bank

4. mom 5. ant

Lesson 1

1.

- Hello.

- Hello.

2.

- Who is this ? This is my brother.

- What is his name? His name is Iman.

- How old is he? He is 10.

3.

- Who is this ? This is my sister.

- What is her name? Her name is Mina.

- How old is she? She is 13.

4.

1. This is my mother. Her name is Zahra.

2. This is my brother. His name is Iman.

3. This is my sister. Her name is Mina.

4. This is my father. His name is Nader.

5.

1. How old is he? He is 14.

2. How old is he? He is 9.

3. How old is she? She is 19.

6.

1. Her name is Ms. Tavana. She is 35.

2. His name is Mr. Ahmadi. He is 38.

3. Her name is Sara. She is 12.

7.

[tʃ]

8.

chin	chest
chair	teacher

9.

chin	chest
chair	teacher

10.

It's my chin; "ch", "ch", chin.

It's my chest; "ch", "ch", chest.

It's my chair; "ch", "ch", chair.

This is my teacher; "ch", "ch", teacher.

11.

1. This is my teacher.

2. This is my chest.

3. This is my chin.

4. This is my chair.

12.

1. chin	2. chest
3. chair	4. teacher

13.

61	62	63	64	65
66	67	68	69	70

14.

1. How old is she? She is 63.

2. How old is he? He is 67.

15.

A. 63	B. 65
C. 62	D. 70

16.

A. 61, 62, 63	B. 64, 65, 66
C. 67, 68, 69	D. 70

Lesson 2

1.

- What is it?	It is a shirt.
- Is it a new shirt?	Yes, it is.
- Is it small?	No, it is not.

2.

- What are they?	They are shoes.
- Are they new?	Yes, they are.

3.

- What are they?	They are shorts.
- Are they old?	No, they are not.

4.

shirt	shorts	shoes
-------	--------	-------

5.

1. It is a shirt.
2. They are shoes.
3. They are shorts.
4. It is a hat.

6.

1. Are they big?	Yes, they are.
2. Is it old?	No, it is not.
3. Are they blue?	Yes, they are.
4. Is it small?	Yes, it is.

7.

1. It is a new shirt.
2. They are small shorts.
3. It is a big hat.
4. They are black shoes.

8.

[f]

9.

shirt shorts shoes

10.

shirt shorts shoes

11.

It's a shirt; "sh", "sh", shirt.

They are shoes; "sh", "sh", shoes.

They are shorts; "sh", "sh", shorts.

12.

1. It is a shirt.
2. They are shorts.
3. They are shoes.

13.

1. shorts 2. shoes 3. shirt

14.

71 72 73 74 75

76 77 78 79 80

15.

A. 79 B. 72 C. 76 D. 75

16.

A. 71, 72, 73 B. 74, 75, 76

C. 77, 78, 79 D. 80

Review 1

1.

A. He is 67. B. He is 71.

2.

1. They are new shoes.

2. It is a blue shirt.

3. They are small shorts.

4. They are old shoes.

5. It is a white shirt.

6. They are big shorts.

3.

1. hat 2. shorts 3. leg
4. hand 5. chest 6. big
7. small 8. old 9. new

4.

1. chin 2. chest 3. shorts
4. old 5. big

5.

A. 66, 72, 80

B. 60, 77, 63

C. 78, 69, 62

Lesson 3

1.

I am from Tehran.

2.

1. Where are you from? I am from Shiraz.

2. Where are you from? I am from Tehran.

3. Where are you from? I am from Mashad.

4. Where are you from? I am from

3.

-Where is she from? She is from Tehran.

4.

- Where is she from?

- Where is he from?

5.

- Is Sara from Shiraz? Yes, she is.

- Is Reza from Shiraz? No, he is not.

6.

I am from Iran.

7.

- Where is he from? He is from Iran.

- Where is he from? He is from Turkiye.

- Where is he from? He is from China.

8.

- Is he from Turkiye? Yes, he is.

- Is he from Iran? No, he is not.

9.

1. He is from China.

2. She is from Turkiye.

3. They are from Iran.

10.

1. Is he from Shiraz? Yes, he is.

2. Is she from Mashad? No, she is not.

3. Are they from Mashad? Yes, they are.

4. Is he from Tehran? Yes, he is.

11.

1. Where is he from? He is from Iran.

2. Where is he from? He is from Turkiye.

3. Where are they from? They are from China.

12.

[f]

13.

phone photo dolphin elephant

14.

phone photo

dolphin elephant

15.

It's a phone; "ph", "ph", phone.

It's a photo; "ph", "ph", photo.

It's a dolphin; "ph", "ph", dolphin.

It's an elephant; "ph", "ph", elephant.

16.

1. It is a photo.

2. It is a dolphin.

3. It is a phone.

4. It is an elephant.

17.

1. phone

2. photo

3. elephant

4. dolphin

18.

81 82 83 84 85

86 87 88 89 90

19.

A. 88

B. 80

C. 85

D. 86

20.

A. 81, 82, 83

B. 84, 85, 86

C. 87, 88, 89

D. 90

Lesson 4

1.

spring, summer, fall, winter

2.

Spring is rainy.

Summer is sunny and hot.

Fall is windy.

Winter is snowy and cold.

3.

- Is spring rainy? Yes, it is.

- Is winter hot? No, it is not.

4.

1. It is summer.

2. It is winter.

3. It is spring.

4. It is fall.

5.

1. Is it summer? No, it is not.

2. Is it spring? No, it is not.

3. Is it fall? Yes, it is.

4. Is it winter? No, it is not.

6.

1. Winter is snowy and cold.

2. Summer is sunny and hot.

3. Fall is windy.

4. Spring is rainy.

7.

[0]

8.

three math bath

9.

three math bath

10.

It's three; "th", "th", three.

It's math; "th", "th", math.

It's a bath; "th", "th", bath.

11.

1. It is three.

2. It is math.

3. It is a bath.

12.

cold fall summer

bath math three

13.

91 92 93 94 95

96 97 98 99 100

14.

A. 92 B. 100 C. 93 D. 98

15.

A. 91, 92, 93 B. 94, 95, 96

C. 97, 98, 99 D. 100

Review 2

1.

1. Fall is windy.

2. Winter is snowy and cold.

3. Spring is rainy.

4. Summer is sunny and hot.

2.

1. Is she from China? Yes, she is.

2. Are they from Iran? No, they are not.

3. Is he from Turkiye? No, he is not.

3.

1. dolphin 2. math 3. phone

4. bath 5. elephant 6. three

7. fall 8. spring
- 4.
1. photo 2. math
3. dolphin 4. bath
5. hot 6. cold

- 5.
- A. 82, 99, 100
- B. 90, 88, 95
- C. 86, 92, 81

Lesson 5

- 1.
- I am a teacher.
- 2.
- What is your job? I am a student.
- 3.
- | | | |
|---------|---------|---------|
| teacher | student | nurse |
| doctor | cook | painter |
| farmer | | |
- 4.
1. What is his job? He is a doctor.
2. What is his job? He is a painter.
3. What is his job? He is a farmer.
4. What is his job? He is a cook.
5. What is her job? She is a student.
6. What is her job? She is a nurse.
7. What is her job? She is a teacher.
- 5.
1. He is a farmer. 2. He is a doctor.
3. He is a teacher. 4. She is a student.
5. She is a nurse. 6. He is a cook.
7. He is a painter.

- 6.
1. Is he a teacher? No, he is not.
2. Is she a nurse? Yes, she is.
3. Is he a farmer? No, he is not.
4. Is she a student? No, she is not.
5. Is he a painter? Yes, he is.
6. Is he a cook? Yes, he is.
7. Is he a doctor? No, he is not.

- 7.
- [ð]
- 8.
- mother father brother

- 9.
- mother father brother

- 10.
- She's my mother; "th", "th", mother.
- He's my father; "th", "th", father.
- He's my brother; "th", "th", brother.

- 11.
1. father 2. brother 3. mother

- 12.
- cook, farmer, nurse, mother, father, brother, painter

- 13.
- A. 72 B. 12 C. 60 D. 99

- 14.
- A. 25, 32, 46
- B. 55, 61, 73
- C. 84, 95, 100

Lesson 6

1.

Turn on the computer.

2.

Press Enter.

3.

Move the mouse.

4.

Delete the file.

5.

Shut down the computer.

6.

Turn on the computer.

Press Enter.

Move the mouse.

Delete the file.

Shut down the computer.

7.

1. Press Enter.

2. Move the mouse.

3. Shut down the computer.

4. Don't turn on the computer.

5. Turn on the computer.

6. Don't delete the file.

8.

1. Turn on the computer.

2. Don't move the mouse.

3. Press Enter.

4. Shut down the computer.

5. Don't delete the file.

9.

case

face

plane

10.

case

face

plane

11.

1. plane

2. face

3. case

12.

1. face

2. case

3. plane

13.

A. 67

B. 25

C. 10

D. 87

14.

A. 31, 44, 58

B. 12, 60, 76

C. 29, 89, 93

D. 100

Review 3

1.

1. Is he a student?

Yes, he is.

2. Is she a nurse?

No, she is not.

3. Is he a cook?

No, he is not.

4. Is she a doctor?

Yes, she is.

5. Is he a painter?

Yes, he is.

2.

1. brother

2. plane

3. student

4. doctor

3.

1. face

2. cook

3. case

4. doctor

4.

A. 22, 37, 45

B. 52, 68, 79

C. 83, 99, 100

Lesson 7

1.

He is happy.

He is sad.

He is angry.

He is tired.

They are happy.

They are sad.

2.

- Is he happy? Yes, he is.

3.

- Is he tired? No, he is not.

- Is he angry? Yes, he is.

4.

- Are they happy? Yes, they are.

5.

- Are they happy? No, they are not.

- Are they sad? Yes, they are.

6.

sad angry

happy tired

7.

1. He is angry. 2. She is tired.

3. She is happy. 4. He is sad.

5. They are happy.

8.

1. Is she happy? Yes, she is.

2. Is he sad? No, he is not.

3. Are they tired? Yes, they are.

4. Is he angry? No, he is not.

9.

boy toy soy

10.

boy toy soy

11.

1. toy 2. soy 3. boy

12.

boy toy soy

angry tired happy

13.

100 200 300 400

500 600 700 800

900

14.

A. 100 B. 900

C. 800 D. 400

15.

A. 100, 200, 300

B. 400, 500, 600

C. 700, 800, 900

Lesson 8

1.

I have a cold.

2.

- What's the matter? I have a cold.

3.

cold fever

headache backache

toothache

4.

- A. What's the matter? He has a cold.
 1. What's the matter? He has a fever
 2. What's the matter? He has a headache.
 3. What's the matter? He has a backache.
 B. What's the matter? She has a toothache.

5.

1. He has a fever.
 2. She has a toothache
 3. She has a backache.
 4. He has a headache.
 5. She has a cold.

6.

I five nine

7.

I five nine

8.

1. five 2. I 3. nine

9.

five nine

10.

1000, 2000, 3000, 4000, 5000,
 6000, 7000, 8000, 9000, 10000

11.

A. 6000 B. 9000

12.

- A. 9000, 3000, 5000
 B. 6000, 2000, 8000
 C. 4000, 7000, 10000

Review 4

1.

1. He has a fever.
 2. She has a toothache
 3. She has a backache.
 4. She has a headache.
 5. He has a cold.

2.

1. He is sad. 2. They are happy.
 3. She is angry. 4. He is tired.

3.

1. happy 2. elephant
 3. shoes 4. three
 5. mother 6. tired
 7. angry

4.

- A. 80 B. 600
 C. 55 D. 700
 E. 99

5.

1. She has a headache.
 2. I have a fever.
 3. I am happy.

6.

- A. 1000 B. 3000
 C. 6000 D. 9000
 E. 10000