


LESSON TWO




A. New Words

1. I have two brothers. Both of them are in the navy.
Is one of my brothers a teacher?
Are both of them sailors?



2. If you want to take a photograph, you must have a camera.
What do we do with a camera?
What does a photographer do?

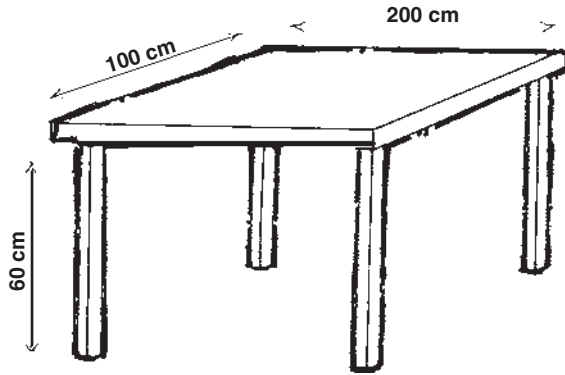


3. A man has made a big table. It is 100 centimeters wide.

How long is the table?

How wide is it?


How high is it?



4. This is my bench. I sit on this bench, and my friend sits on the other bench.

Do we sit on one bench?

Who sits on the other bench?

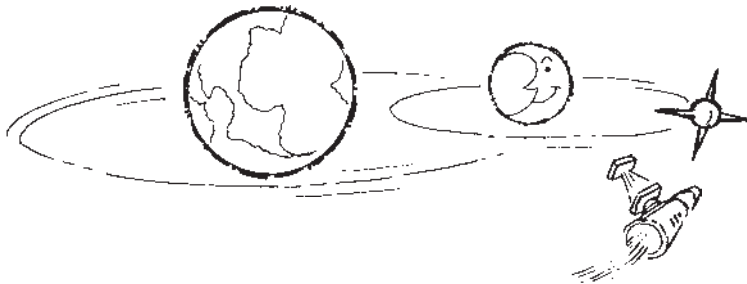


5. The cameras in the spaceships have taken lots of pictures of the moon.

Now we know a lot about the moon and space.

Have the cameras taken many pictures?

How much do we know about the moon and space?



6. The moon goes around the earth, and both of them go around the sun.
 Does the sun go around the moon?
 Do the moon and the earth go around the sun?



7. The little cat fell into the hole. It tried to get out of the hole.
 What fell into the hole?
 What did it try to do?



Practice Your New Words.

Fill in the blanks with new words from this lesson.


1. My mother works ----- at home.
2. I would like to travel ----- the world.
3. The garden is fifty meters -----.
4. In one hand she held a knife. In ----- one she had a slice of cake.
5. Tom is absent. Jack is absent too. They are ----- ill today.
6. Mehdi's pen ----- into a hole yesterday.
7. You take photographs with your -----.

Write these words in the proper columns:

a ship , trees	, waves ,	the moon ,	a village
a train , a spaceship	, clouds ,	a sailor ,	stars
navy , mountains	, the sun ,	fish ,	a boat
<u>sea</u>	<u>land</u>	<u>sky/space</u>	

THE OTHER SIDE OF THE MOON

B. Reading



- 1 Did you know that the same side of the moon faces the earth all the time?
- 2 For years and years people looked up at the moon and saw just that one side. It seemed that the other side would always be a secret. But not very long ago, things changed.
- 3 People knew a lot about the side of the moon they could see. They knew it had no air or water or plant life. It had tall mountains and flat places called “seas”. There were lots of holes on it. The holes were made by very big rocks. The rocks fell on the moon from space. Some holes were very wide. They had walls as tall as tall buildings.
- 4 But what of the moon’s other side? What was it like?
- 5 In 1959 a Russian¹ spaceship went around the moon. There were no men in the spaceship. But there were cameras that took pictures of the other side of the moon. Later, other spaceships took more pictures.
- 6 We saw that the other side of the moon is much like the side we see all the time. But it has more holes. It has fewer flat places.
- 7 So now you know what people who lived before 1959 didn’t know. You know what’s on both sides of the moon!

¹ Russian / 'rʌʃn /

C. Comprehension

I. Answer these questions orally.

1. Can we see both sides of the moon?
2. What did people know about the side of the moon that faces the earth?
3. What did the Russian spaceship do?
4. What did we learn about the moon in 1959?
5. How were the holes on the moon made?
6. Does the other side of the moon have mountains, too?

II. True or False?

- 1. The other side of the moon has always been a secret to man.
- 2. The first pictures of the moon were taken by a Russian.
- 3. Before the pictures were taken, people thought there was plant life on the moon.
- 4. The walls of some wide holes on the moon are as tall as tall buildings.
- 5. The side of the moon we see all the time has fewer holes than the other side.

III. Complete the sentences. Use a, b, c or d.

1. For years people knew -----.
 - a. a little about the other side of the moon
 - b. that the secret side of the moon was flat
 - c. nothing about the other side of the moon
 - d. everything about the moon
2. Man cannot live on the moon because -----.
 - a. it has no air
 - b. there is no plant life on it
 - c. water can't be found on it
 - d. all of the above
3. The other side of the moon -----.
 - a. is not very different from the side we see
 - b. has fewer "seas"
 - c. has no holes
 - d. a and b
4. People who lived before 1959 -----.
 - a. knew that a Russian spaceship could go around the moon

- b. had no knowledge about flat spaces on the moon
 - c. knew what was on both sides of the moon
 - d. had not seen the other side of the moon
5. From this passage we understand that in the past man -----.
- a. knew very little about the moon
 - b. had travelled to the moon
 - c. could travel into space
 - d. knew about plant life on the moon

D. Speak Out



Presentation 1

Structure:

Any, No

There isn't any air on the moon.
There were no men in the spaceship.

Speaking 1

Listen and repeat.

1. Did you have any friends there?
No, I didn't have any friends there.
Or
No, I had no friends there.
2. Does he have any money in his pocket?
No, he doesn't have any money in his pocket.
Or
No, he has no money in his pocket.
3. Were there any tall trees in the park?
No, there weren't any tall trees in the park.
Or
No, there were no tall trees in the park.

4. Is there any sugar in your cup?
No, there isn't any sugar in my cup.
Or
No, there is no sugar in my cup.
5. Did the teacher ask any questions?
No, he didn't ask any questions.
Or
No, he asked no questions.
6. Do you see any bread on the table?
No, I don't see any bread on the table.
Or
No, I see no bread on the table.

Speaking 2

Substitute the words in the pattern sentences. Make changes if necessary.

Are there any books on the table?

1. cars / in the street
2. students / in the yard
3. water / in the glass
4. bread / on the table
5. pictures / in the book
6. money / in the box

I don't see any children in the park.

1. trees / in the picture
2. no children / in the classroom
3. snow / on the ground
4. any spoons / on the table
5. money / in the box
6. no cats / on the wall
7. clouds / in the sky
8. water / in the kettle

Speaking 3

Repeat the following sentences using no instead of any.

Examples:

I don't have any money.

I have no money.

She didn't see anybody.

She saw nobody.

1. There isn't any water in the glass.
2. He hasn't eaten anything for 2 days.
3. We didn't have any friends there.
4. She doesn't bring anything with her.
5. I didn't ask anybody to help me.
6. I know they won't make any mistakes.
7. There weren't any hotels in the town.
8. They don't have anything to eat.

Speaking 4

Look at the pictures and answer the questions.

Give two answers using any and no.


1. Is there any water in the glass?



2. Did Nader have any money in his pockets?



3. Do you see any monkeys in the picture?



4. Were there any boys in the classroom?



5. Does he have any books in his hands?



6. Did Mohsen's father eat anything in the park?



Presentation 2

Structure:

Possessive Pronouns:

mine	ours
yours	yours
his	
hers	theirs
its	

Speaking 1

Listen and repeat.

A)

This is my house.

This is our house.

This is your house.

This is his house.

This is her house.

This is Ali's house.

This is their house.

This house is mine.

This house is ours.

This house is yours.

This house is his.

This house is hers.

This house is Ali's.

This house is theirs.

B)

I have a watch.

We have a car.

You have a pen.

He has a notebook.

She has a dictionary.

My brother has a bicycle.

They have a house.

It's mine.

It's ours.

It's yours.

It's his.

It's hers.

It's his.

It's theirs.

Speaking 2

Substitute the words in the pattern sentences. Make necessary changes.

I have a car but that blue car isn't mine.

1. He

2. They

3. You

4. She

5. We

Speaking 3

Complete these sentences. Follow the model.

Model: Is this your pen? (his)
No, it isn't mine.
It's his.

1. Is this his dictionary? (her)
No, it -----.
It's -----.
2. Are these our shoes? (their)
No, they -----.
They're -----.
3. Is this your address? (Ali's)
No, it -----.
It's -----.
4. Are these Frank's shirts? (my brother's)
No, they -----.
They're -----.
5. Is this her watch? (my sister's)
No, it -----.
It's -----.
6. Are these their houses? (our)
No, they -----.
They're -----.

E. Write It Down




Writing 1

Answer these questions. Use the words given in parentheses.

1. How much water is there in the kettle? (some)
2. Were there any forks on the table? (any)
3. Are there many benches in the park? (a few)
4. How many students study in this highschool? (two hundred and fifty)
5. Do you have any Japanese books in your library? (no)
6. How much bread did she buy yesterday? (any)

Writing 2

Look at the picture and answer the questions.




1. Are there any spoons on the table?
2. How many glasses are there on the table?
3. Is there any bread near the plate?
4. Do you see any forks on the table?
5. Does the man have anything in his hands?
6. How much water is there in the glass?

Writing 3

Answer these questions. Follow the model.

Model:


Ali is thirty years old.
His daughter is five years old.
Whose shoes are these?
They are hers.



1. I'm a tall boy.
Javad is a short boy.
Whose shirt is this?
.....

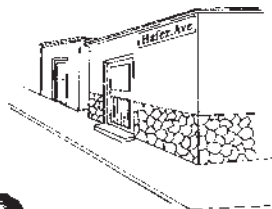


2. Maryam studies physics.
I study history.
Whose book is this?
.....



3. We live on Bahar Street.
They live on Hafez Street.
Whose house is this?

-----.




4. I have a black pen in my hand.
My friend has a blue pen in his hand.
Whose pen is this?

-----.



5. There are two windows in your room.
There are three windows in her room.
Whose room is this?

-----.



To the Teacher

Structure 1: Any, No

There isn't any sugar in my cup.
There is no sugar in my cup.
I didn't have any friends there.
I had no friends there.

1. "Any" usually comes in negative sentences. "No" comes before a noun and makes the sentence negative.
2. Both no and any are used with countable and uncountable nouns. But the verb agreement with the subject must be taken into consideration.

There is no water in the glass.
There are no students in the classroom.

Structure 2: Possessive Pronouns

Compare the possessive determiners with the possessive pronouns.

This is my book. This is mine.

This is Ali's book. This is Ali's.

Note: In the above sentences, 'mine' substitutes 'my book' and 'Ali's' substitutes 'Ali's book'.

F. Language Functions

Requesting Politely

Ask your friend not to do the things below. Use this model:

A: Would you mind not opening the window?

Oh, all right. -----

B:

Oh, sure.

A: Thank you.

1. ----- play your radio so loud? I'm trying to read.
2. ----- close the window? It's rather hot in here.
3. ----- talk so loudly? I'm trying to work.
4. ----- wear your shoes inside?
5. ----- leave the door open? It's rather windy today.
6. ----- eat your lunch in the classroom?

Here is an example:

A: Would you mind not playing your radio so loud?

I'm trying to read.

B: Oh, all right.

A: Thank you.

Now practice with a friend.

G. Pronunciation Practice

The sounds / u: / and / ju: /

I. The same word may have two different pronunciations. In the words in column 1 below, all speakers, either American or English, use / u: /; in the words in column 2 speakers of English use / u: / or / ju: / according to the part of the country they come from; in the words in column 3, all speakers use / ju: /.

1	2	3
/ u: /	/ u: / or / ju: /	/ ju: /
too	Tuesday	use
do	due	excuse
soon	knew	pupil
who	new	beauty
zoo	student	few
chew		human
June		review
juice		usually
rule		music
true		

The vowels / aʊ / , / əʊ /

II. Listen to the following pairs of words. They differ in their vowel sounds. The first word has the / aʊ / sound, as in “house”; the second word has the / əʊ / sound, as in “know”.

how	toe	cow	no
now	known	loud	load
blouse	blows	shout	shoulder

H. Vocabulary Review

A. Fill in the blanks with these words:
at last, all day long, get up, looked for, growing up

1. Your brother has become a big boy. He's ----- fast.
2. I'm very tired. I've worked hard -----.
3. ----- we found out who had stolen the watch.
4. I woke up at six, but I didn't ----- till 6:30.

5. Where were you this morning? We ----- you everywhere.

B. Write down the opposite of these words:

1. clean ≠ -----.

4. big ≠ -----.

2. thin ≠ -----.

5. tall ≠ -----.

3. better ≠ -----.

6. friend ≠ -----.

I. Vocabulary

a lot

all day long

around*

both*

camera*

centimeter

earth

everywhere

face* (v)

fall*

fewer

flat*

get out of

go around

hers

his (pron)

hold

hole*

inside

its (pron)

knife

knowledge

like* (prep)

lots of*

mine

navy

ours

photograph*

photographer*

plant life

rather

rock*

Russian*

sailor*

seem

space*

spaceship*

steal

take a photograph

(the) other*

theirs

till

understand

wide*

windy

would like

yours