

LESSON THREE

What's your name?



Dialogue



- A: Hello, I am Hossein Karami.
What's your name?
B: My name is Nasser Omidi.
A: Is that your car?
B: No, it isn't.
A: Whose car is it?
B: It's Ali's. He is my brother.



Patterns: *Listen and repeat.*

A.



1. I have a ruler.
It's my ruler.



2. You have a blue jacket.
It's your jacket.

3. He has a gun.
It's his gun.



4. She has a baby.
It's her baby.



5. We have a house.
It's our house.



6. They have a car.
It's their car.



7. The policeman has a gun.
It's the policeman's gun.



8. Mina has a book.
It's Mina's book.



B.

9. There is a clock on the table.
Whose clock is it?
It's my clock.

10. There is a ruler on the table.
Whose ruler is it?
It's Mina's ruler.

11. There is a hat on the table.
Whose hat is it?
It's Amir's hat.

12. There is a jacket on the table.
Whose jacket is it?
It's his jacket.





Oral Drills

Close your books. Listen to the tape and substitute the words in the pattern sentences.

A.

This is my ruler.

Model: your

This is your ruler.

- | | |
|----------|-----------|
| 1. his | 6. Ali's |
| 2. her | 7. Mina's |
| 3. our | 8. Amir's |
| 4. their | |
| 5. my | |

B.

Whose car is this?

Model: jacket

Whose jacket is this?

- | | |
|-----------|----------|
| 1. gun | 4. baby |
| 2. school | 5. shirt |
| 3. house | |

C. Listen to the tape. Follow the model.

Model:

**Ali has a green pen. (his)
His pen is green.**

1. Mina has a red umbrella. (her)
-----.
2. I have a yellow bag. (my)
-----.
3. The policeman has a black car. (his)
-----.
4. They have a blue car. (their)
-----.
5. We have a green house. (our)
-----.



Write It Down

A. Complete the sentences. Follow the example.

Example: I have a pen.
My pen is red.

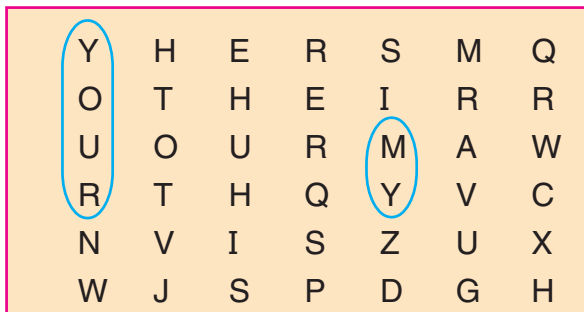
1. She has a car.
----- blue.

2. He has a bicycle.
----- yellow.


3. We have a house.
----- brown.

4. They have a ball.
----- green.

B. Find **my**, **your**, **his**, **her**, **our** and **their** in this puzzle and use some of them in the following passage.



This is Amir's family. This is Mina. She is twelve. ----- eyes are brown. That is Amir. He is twelve, too. ----- eyes are black. This is ----- mother. ----- name is Zahra, and this is ----- father. This is ----- car. It is blue.



C. Answer the questions with the words in parentheses. Follow the example.

Example: Whose bag is that? That is my bag. (my)

- Whose car is this? ----- . (your)
- Whose ruler is this? ----- . (her)
- Whose house is this? ----- . (our)
- Whose gun is that? ----- . (his)
- Whose classroom is that? ----- . (their)
- Whose car is that? ----- . (Amir's)



Speak Out

A. Look at the picture and complete the dialogue.

A: Is this your pen?

B: No, -----.

A: -----?

B: It's Mina's.



B. Look at the picture and complete the dialogue.

A: What's that on the desk?

B: It's -----.

A: Is it -----?

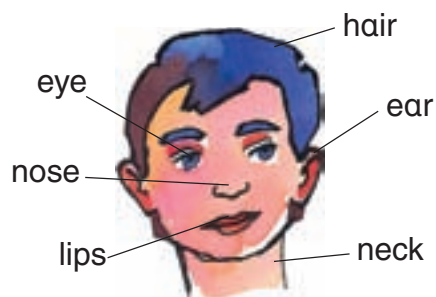
B: No. -----.

A: Whose -----?

B: It's -----.



Please Repeat



Read Aloud

/aɪ /

nine
five

fine
nice
nineteen

New Words and Expressions

baby
clock
family
father
gun
hair
lip
mother
name
neck
nose
policeman

her
his
my
our
their
your

Ali's
whose

She is twelve.
What's your name?
My name is
Whose car is it?

Basic Structure

Singular

I	→	my
you	→	your
he	→	his
she	→	her

Question

Whose car is it?

Plural

we	→	our
you	→	your
they	→	their

Answer


It's my car.
It's Ali's car.

LESSON FOUR

What time is it?



Dialogue



Patterns: *Listen and repeat.*

A.



1. A: What time is it?
B: It's one o'clock.



2. A: What time is it?
B: It's ten (minutes) past two.



3. A: What time is it?
B: It's a quarter past two.



4. A: What time is it?
B: It's half past three.



5. A: What time is it?
B: It's a quarter to four.



6. A: What time is it?
B: It's ten (minutes) to five.



B.

7. A: What time is it?
B: It's six fifteen. (6:15)



8. A: What time is it?
B: It's seven thirty. (7:30)



9. A: What time is it?
B: It's nine forty-five. (9:45)



10. A: What time is it?
B: It's ten fifty-five. (10:55)



Oral Drills

A. Look at the pictures and follow the model.

Model: A: What time is it?
B: It's half past seven.
It's seven thirty.



1. A: What time is it?
B:
.....



2. A: What time is it?
B:
.....



3. A: What time is it?

B: -----.
-----.



4. A: What time is it?

B: -----.
-----.



5. A: What time is it?

B: -----.
-----.

B. Look at the pictures and answer the questions.

Model: A: What time is it?
B: It's ten past five.
It's five ten.



1. A: What time is it?

B: -----.
-----.



2. A: What time is it?

B: -----.
-----.



3. A: What time is it?

B: -----.
-----.



4. A: What time is it?

B: -----.
-----.



5. A: What time is it?

B: -----.
-----.

C. Look at the pictures and follow the model.

Model: A: What time is it?
B: It is ten (minutes) to three.
It's two fifty.





1. A: What time is it?

B: _____.
_____.




2. A: What time is it?

B: _____.
_____.



3. A: What time is it?

B: _____.
_____.



4. A: What time is it?

B: _____.
_____.



5. A: What time is it?

B: _____.
_____.



Write It Down

A. Look at the pictures and answer the questions.

Example: A: What time is it?
B: It's a quarter past six.
It's six fifteen.



1. A: What time is it?

B: _____.
_____.



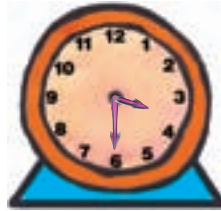
2. A: What time is it?

B: _____.
_____.



3. A: What time is it?

B: -----.
-----.



4. A: What time is it?

B: -----.
-----.

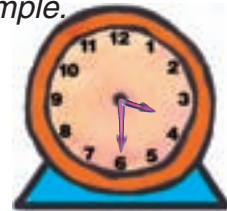


5. A: What time is it?

B: -----.
-----.

B. Look at the pictures and answer the questions. Follow the example.

Example: A: Is it eight o'clock?
B: No, it isn't. It's half past three.
It's three thirty.



1. A: Is it ten past three?

B: No,----- . It's -----.
-----.



2. A: Is it half past five?

B: Yes,----- . It's -----.



3. A: Is it ten to five?

B: No,----- . It's -----.
-----.



4. A: Is it a quarter past ten?

B: Yes,----- . It's -----.



5. A: Is it eleven o'clock?

B: No,----- . It's -----.



Please Repeat

30

thirty

40

forty

50

fifty

60

sixty

70

seventy

80

eighty

90

ninety


100

one hundred



Speak Out

A. Look at the pictures and complete the dialogue.



B. Look at the picture and complete the dialogue.

A: Is it nine -----?
 B: No, -----.
 A: What -----?
 B: It's -----.
 A: Is the teacher -----?
 B: Yes, -----.



Read Aloud

/ʌ/

bus
cup

umbrella

New Words and Expressions

thirty
forty
fifty
sixty
seventy
eighty
ninety
one hundred

half
minute
o'clock
please
quarter

about (8 o'clock)
Hi.
past (ten)
to (ten)
What time is it?
You're welcome.

Basic Structure

What time is it?	It's	one two twelve	o'clock.

What time is it?	It's half past		three. four. eleven.

What time is it?	It's	three four eleven	thirty.

What time is it?	It's	ten (minutes) a quarter twenty (minutes)	past two.

What time is it?	It's two	ten. fifteen. twenty.	

What time is it?	It's	five (minutes) a quarter twenty (minutes)	to four.

What time is it?	It's three	fifty-five. forty-five. forty.	

LESSON FIVE

Please hurry up.



Dialogue



Akbar: Hi, Hadi. What time is it?

Hadi: It's seven thirty. Please hurry up.

Akbar: Why?

Hadi: It's late.

Akbar: Let's take a taxi.

Hadi: OK.



Patterns: *Listen and repeat.*

A.



1. Please stand up.



2. Please come here.



3. Please clean the blackboard.



4. Please point to the map.



5. Please close the window.



6. Please go over there.



7. Please open the door.



8. Please sit down.

B.



1. Please write on the blackboard.



Don't write on the wall, please.



2. Please look at your book.



Don't look at the window, please.



3. Please sit on the bench.



Don't sit on the desk, please.



4. Please read this book.



Don't read that book, please.



Oral Drills

Close your books. Listen to the tape and substitute the words in the pattern sentences.

A.

Clean the blackboard, please.

Model: window

Clean the window, please.

1. table

4. room

2. desk

5. blackboard

3. chair

B.

Please don't look at the picture.

Model: map

Please don't look at the map.

1. blackboard
2. car
3. bus
4. umbrella

C. Listen and do.

Please point to the wall.

1. window
2. map
3. blackboard
4. picture
5. table

D. Listen and do.

1. Point to the blackboard, please.
2. Look at the map, please.
3. Clean the blackboard, please.
4. Go over there, please.
5. Come to the blackboard, please.
6. Open your book, please.
7. Close the window, please.
8. Sit on that bench, please.



Write It Down

A. Look at the pictures. Follow the examples.

Examples: Close the window, please.



Don't write on the wall, please.





1. ----- the blackboard, please.



2. ----- the window, please.



3. ----- on the desk, please.



4. ----- the picture, please.

5. ----- , please.



B. Look at the pictures and complete the sentences



1. Please clean -----.



2. Please point -----.



3. Please look -----.



4. Please write -----.



5. Please close -----.



6. Please listen -----.

C. Use the words in the parentheses and complete these sentences.

1. -----, please. (the door / open)
2. -----, please. (the window / close)
3. -----, please. (the table / clean)
4. -----, please. (the blackboard / look at)
5. -----, please. (the map / point to)
6. -----, please. (the teacher / listen to)

D. Look at the pictures and make sentences. Follow the example.

Example: Open the door, please.



1. -----.



2. -----.



3. -----.



4. -----.



Speak Out

Look at the picture and complete the dialogue.

- A: Hi, Mina.
 B: Hello, what -----?
 A: It's a quarter to eight.
 B: -----, please.
 A: Why?
 B: -----.
 A: Let's -----.
 B: OK.





Please Repeat

Sunday
Monday
Tuesday
Wednesday

Thursday
Friday
Saturday

JUNE						
1	2	3	4	5	6	7
8	9	10	11	12	13	14
15	16	17	18	19	20	21
22	23	24	25	26	27	28
29	30					



Read Aloud

/u:/

school
spoon

afternoon
too

New Words and Expressions

clean
close
come
don't (go)....
go
listen (to)
look (at)
open
point (to)
read
write

Friday
Monday
Saturday
Sunday
Thursday
Tuesday
Wednesday

at
bench

here

over there
Why?
It's late.
Let's take a taxi.
Please hurry up.
Sit down.
Stand up.

Basic Structure

Imperative	Open the door. Don't open the door.
Polite Form	Please open the door. Open the door, please.

Review Exercises (2)

Structure

A. Write questions and then answer them. Follow the examples.

watch: A: Have you a watch in your bag?

B: Yes, I have a watch in my bag.

comb: A: Have you a comb in your bag?

B: No, I haven't a comb in my bag.



1. clock A: -----?

B: -----.

2. pencil A: -----?

B: -----.

3. ruler A: -----?

B: -----.

4. book A: -----?

B: -----.

5. glass A: -----?

B: -----.

B. Complete these short dialogues. Follow the examples.

Examples:

A: Is this your bag?

B: No, it isn't. My bag is yellow.

A: Are these your pens?

B: Yes, they are.

1. A: Is that your jacket?

B: No, ----- . ----- jacket is brown.

2. A: Are those your shoes?

B: No, ----- . ----- black.

3. A: Is this your dress?

B: Yes, ----- .

4. A: Are these your books?

B: Yes, ----- .

5. A: Is this Amin's hat?

B: No, -----, ----- white.

6. A: Are those Mina's scarfs?

B: No, -----, ----- brown and white.

C. Look at the pictures and complete these sentences with **There is** or **There are**.

1. ----- one car in the picture.




2. ----- three maps on the wall.



3. ----- eight trees in the park.



4. ----- one apple on the table.



5. ----- five oranges in the basket.



D. Write eight sentences about John's, Tom's and Paul's clothes.

Example:

Paul's jacket is blue.

	Paul	John	Tom
shirt	white	black	yellow
jacket	blue	red	white
hat	black	green	blue

1.
2.
3.
4.
5.
6.
7.
8.

E. Look at the pictures and complete the sentences.



1. There are ----- in the basket.



2. There are ----- on the table.



3. There are ----- on the desk.



4. There are ----- in the park.

5. There are ----- in the classroom.



F. Put the words in the correct order.

1. car - this - a - is - red.
2. ten - apples - has - Mina?
3. dress - she - has - a - red.
4. ship - there is - picture - the - in - a.
5. the park - trees - in - there - many - are?
6. sit - don't - the - please - bench - on.

G. Complete the sentences. (Use possessive adjective).

1. We have a house.
----- house is brown.
2. They have a ball.
----- ball is blue.
3. He has a shirt.
----- shirt is red.
4. Mina has a dress.
----- dress is brown.
5. I have a pencil.
----- pencil is yellow.

H. Draw pictures to show the time in your notebook.

1. It is five o'clock.
2. It is ten past five.
3. It is a quarter to four.
4. It's half past nine.
5. It's five ten.
6. It's seven twenty.

Vocabulary

A. Look at the pictures and complete the sentences.

1. It is a -----.



2. They are -----.



3. The teacher has a -----.



4. There are many ----- in the park.



5. There are ten ----- in the basket.



B. Look at the pictures and complete the sentences. Follow the model.

Model: It's a red apple.



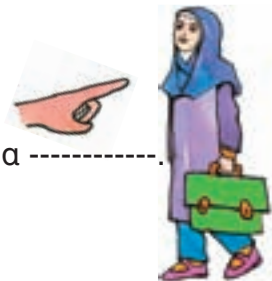
1. They are -----.



2. It is a -----.



3. It is a -----.



4. The girl has a -----.

5. He has a -----.



C. Complete the words in these sentences.

1. There is a m _ _ on the wall.
2. There are ten s _ _ _ _ in the picture.
3. Has the teacher a w _ _ _ _ ?
4. I have t _ _ _ _ _ books.
5. Are there m _ _ _ trees in the park?
6. There are five students in the l _ _ _ _ _ .
7. These a _ _ black shoes.
8. She has a b _ _ _ _ dress.
9. Are t _ _ _ _ seven books on the table?

D. The odd word out:

- | | | | |
|-----------|---------|---------|------------------|
| 1. shirt | scarf | dress | house |
| 2. blue | fan | yellow | black |
| 3. desk | dentist | teacher | nurse |
| 4. pencil | ruler | student | book |
| 5. cat | dog | hen | bell |

E. Find the differences. Write what you can see in the pictures.

In picture **A** there is -----.

In picture **B** there are -----.



1. one girl
2. -----
3. -----
4. -----
5. -----



1. two girls
2. -----
3. -----
4. -----
5. -----



Reading

Read the following passage.

Mina's dress is red. Her scarf is white and her T- shirt is green. Her brother, Ali has a yellow cap. He has a black jacket and a blue T- shirt.



Now ask and answer questions like this:

A: What colour is Mina's scarf?
B: It's white.

1. A: -----?
B: -----.

2. A: -----?
B: -----.

3. A: -----?
B: -----.

4. A: -----?
B: -----.

5. A: -----?
B: -----.

New Words

bird T- shirt
cap

LESSON SIX

I go to Farabi School.



Dialogue



- Mansoor: Hi, Akbar.
Akbar: Hi.
Mansoor: This is my school.
Akbar: I go to Farabi School.
Mansoor: I walk to school every day.
Akbar: But I go by bus.
Mansoor: Nice to see you.
Akbar: Goodbye. See you tomorrow.



Patterns: *Listen and repeat.*

My Family



1. My father gets up at 6 o'clock.



2. We pray every day.



3. We eat breakfast every morning.



4. I play football at school.



5. My sister works in a library.



6. We eat lunch at 12 o'clock.



7. My mother cleans the room.



8. We watch TV at home.



9. My sister and I study our books every day.



10. I go to bed at 10 o'clock every night.



Oral Drills

Close your books. Listen to the tape and substitute the words in the pattern sentences.

A.

I go to school every day.

Model: You

You go to school every day.

1. You and I
2. We
3. They
4. Akbar and Mansoor
5. I

B.

Reza eats lunch at school.

Model: Mina

Mina eats lunch at school.

1. He
2. She
3. Mrs Irani
4. Ali
5. Reza

C.

I clean my room every day.

Model: go / to school

I go to school every day.


1. watch / TV
2. see / Ali
3. play / football
4. walk / to school
5. study / my books

D. Look at the pictures and make sentences. Follow the model.

Model: I go to school at seven thirty.



1. I -----.



2. She -----.



3. He -----.



4. We -----.

5. They -----.



Write It Down

A. Fill in the blanks with the correct form of the verbs.

go, see, eat, get up, walk

1. I ----- at five o'clock every morning.
2. We ----- breakfast at home.
3. He ----- to school at 7: 30.
4. You ----- to school every day.
5. She ----- Mina at school.

B. Fill in the blanks with the correct form of the verbs.

1. I ----- (go) to school every day.
2. Ali ----- (pray) every day.
3. My mother ----- (eat) lunch at home.
4. She ----- (walk) to school every morning.
5. We ----- (see) Akbar at school.

C. Look at the pictures and fill in the blanks.



1. Ali ----- every day.



2. They ----- at school.



3. He ----- every night.



4. ----- every morning.

5. -----.



D. Write about Mina's day. Put words for the pictures.

Every day she



at



. She



at 6:15.

At 7 o'clock she eats



. She



at 7:30.

She eats



at school. In the afternoon, she



She



in the evening. She eats dinner at



Then she



at



.



Speak Out

A. Look at the picture and complete the dialogue.

A: Hi, Mina.

B: Hi.

A: This is -----.

B: I go to -----.

A: I walk -----.

B: But -----.

A: Nice -----.

B: Goodbye. -----.



B. Look at the pictures and complete the dialogue.



Read Aloud

/w/

wall
we
well

watch
window
walk

New Words and Expressions

breakfast	eat	but	Goodbye.	every day / night
dinner	get up	then	go to bed	in the afternoon / evening
football	play		Nice to see you.	tomorrow
home	pray		See you (tomorrow).	at (home, school)
lunch	see			at (six o'clock)
	study			by (bus)
	walk			
	watch			
	work			

Basic Structure

I
You
We
They

go to school every day.

He
She
Ali

works in the library.

Pronunciation

/Z/

/S/

/IZ/


He	{	goes	.	He	{	writes	.	He	watches.
		plays				works			
		reads				walks			
		sees							

LESSON SEVEN

What's your father?



Dialogue



Reza: My father is a farmer.
What's your father, Ali?

Ali: He is a teacher.

Reza: Does he teach Persian?

Ali: No, he doesn't. He teaches English.

Reza: Do you study English every day?

Ali: No, I don't. I study English on Sundays and Tuesdays.



Patterns: *Listen and repeat.*

A.

1. I speak Persian.
2. We live in Rasht.
3. They teach Persian.
4. She plays ping - pong.
5. My friend lives in Birjand.
6. He studies at home.

I don't (do not) speak English.
We don't live in Tehran.
They don't teach English.
She doesn't (does not) play football.
He doesn't live in Karaj.
He doesn't study in the library.

B.

1. Do you live in Iran? Yes, we do.
2. Do you live in Tabriz? No, I don't .
3. Do they read the books? No, they don't.
4. Does Ali go to school every day? Yes, he does.
5. Do you like football? Yes, I do.
6. Does your father speak English? No , he doesn't.

**Oral Drills**

Close your books. Listen to the tape and substitute the words in the pattern sentences.

A.

I see Ali every day.

- | | |
|--------|--------------------|
| 1. He | 5. watch / TV |
| 2. We | 6. play / football |
| 3. She | 7. go / to school |
| 4. I | 8. study / English |

B.

Do you speak English?

- | | |
|-----------------|-----------------|
| 1. I | 5. they |
| 2. Reza and Ali | 6. she |
| 3. we | 7. your teacher |
| 4. Ali | 8. you |

C.

I don't see Amir every day.

- | | |
|--------------|---------------|
| 1. You | 5. My friends |
| 2. They | 6. She |
| 3. Mary | 7. I |
| 4. My mother | 8. My friend |

D. Look at the pictures and follow the models.

Model (1)

A: Does he teach English?

B: Yes. He teaches English.



1. A: Do they eat lunch?

B:



2. A: Do they walk to school?

B:

3. A: Does she work in the library?

B:



Model (2)

A: Does he walk to school?

B: No, he doesn't. He goes to school by bus.



1. A: Do they play football?

B:



2. A: Does she go to bed at 8 o'clock?

B:



3. A: Does your mother speak English?

B:





Write It Down

A. Complete these sentences.

1. ----- he go to school every day? Yes, -----.
2. ----- they live in Tehran? No, -----.
3. ----- they speak English in class? Yes, -----.
4. ----- Ali eat lunch at 12 o'clock? Yes, -----.
5. ----- you like football? No, -----.

B. Answer the questions with "Yes" or "No".

1. Do you go to school every day?
-----.
2. Do you speak English in class?
-----.
3. Does your brother live in Zahedan?
-----.
4. Do you live in Abadan?
-----.
5. Does your father speak English?
-----.
6. Do you study English every day?
-----.
7. Do you play ping - pong every day?
-----.
8. Do you walk to school?
-----.

C. Look at the pictures and ask questions with **every day**.

Example: Does he go to school every day? (he / go)



1. -----? (they / eat)



2. -----? (he / get up)



3. -----? (she / pray)



4. -----? (she / walk)

5. -----? (Ali / go)



Speak Out


Look at the pictures and complete the dialogue.

Zahra: My father ----- . What -----?

Mehri: He is -----.

Zahra: Does he -----?

Mehri: No, he doesn't. He -----.



Mehri

Zahra



Reading

Read these sentences.

Hello . My name is Maryam. I live in Abadan. I work in a library.
I go to work by bus.

Now close your books and answer these questions.

1. Does she go to work by car?
2. Does she live in Kerman?
3. Does she work in a library?
4. What's the girl's name?



Read Aloud

/ð/

/θ/

this
that
they

thanks
three
thirty

New Words and Expressions

class	do	on (Tuesday)
farmer	does	
friend	like	
Iran	live	
Persian	speak	
ping-pong	teach	
work (n)		

Basic Structure		
Do	I you we Reza and Ali they	go to school every day?
No. You / I / We / They do not go to school every day.		
Does	he she Ali	go to school every day?
No. He / She / Ali does not go to school every day.		
<u>Questions</u>	<u>Short Answers</u>	
Do you go to school?	{ Yes, I do. No, I don't.	
Does he go to school?	{ Yes, he does. No, he doesn't.	

Contractions
do not —→ don't
does not —→ doesn't

LESSON EIGHT

Who is that man?



Dialogue



- Reza: Who is that man, Ali?
Ali: He is Mr Hamidi.
Reza: What is he?
Ali: He is our teacher.
Reza: Where does he live?
Ali: He lives on Azadi Street.
Reza: How many students does he teach?
Ali: He teaches many students.



Patterns: *Listen and repeat.*



1. A: Who is he?
B: He is Mr Hamidi.



2. A: What is he?
B: He is a teacher.



3. A: Where do you live?
B: I live on Hafez Avenue.



4. A: What time do you go to school every morning?
B: I go to school at 7 o'clock.



5. A: Who is that boy?
B: He is my friend, Reza.



6. A: How many apples are there in the basket?
B: There are five apples in the basket.



7. A: When does she get up?
B: She gets up at 6 o'clock.



8. A: Where does she live?
B: She lives on Kamali Street.



9. A: How many pens does he need?
B: He needs three pens.



Oral Drills

Close your books. Listen to the tape and substitute the words in the pattern sentences.

A.

What do you study?

- | | |
|---------|----------|
| 1. read | 4. write |
| 2. eat | 5. study |
| 3. play | |

B.

a)

How many cars are there in the picture?

1. books
2. apples
3. soldiers

b)

How many apples does she need?

1. see
2. eat
3. need

C.

Where do you live?

- | | |
|----------|---------------|
| 1. study | 5. they |
| 2. work | 6. he |
| 3. teach | 7. those boys |
| 4. live | 8. that boy |

D.

When do you get up?

- | | | |
|-----------------|-----------------|-----------------|
| 1. study | 4. go to bed | 7. that man |
| 2. eat | 5. come | 8. the bus |
| 3. go to school | 6. your friends | 9. our teachers |

E. *Look at the pictures and answer the questions.*



1. What is he?



2. What is she?



3. What is Mrs Amini?



4. What is Mr Hamidi?



5. What is your father?



6. What is he?

F. Look at the pictures and answer the questions.

1. Where does your teacher live?

_____.



2. When does she get up every morning?

_____.



3. How many students are there in the classroom?

_____.



4. What do you see in the picture?

_____.



Write It Down



A. Use the pictures to answer the questions.

1. What is he?

He is _____.






2. Where does he live?
He -----.



3. Who is that boy?
-----.



4. What does he teach?
-----.



5. How many books are there
in the picture?
-----.

B. Match the questions with the answers.

1. Where do you live?
2. How many books do you need?
3. When do you go to school?
4. Whose pens are those?
5. What do they play on Sundays?
6. Who is she?

- a) At 7 o'clock in the morning.
- b) They are my sister's.
- c) They play football.
- d) She is Mina.
- e) I live on Bahar Street.
- f) I need two.

C. Use Where , What , When , Who or How many.

1. ----- is he?
He is Mr Hamidi.
2. ----- is your father?
He is a teacher.
3. ----- do you live?
I live on Hafez Avenue.
4. ----- books do you need?
I need ten books.
5. ----- does she go to school?
She goes to school at 7:30.

D. Make questions. Follow the example.

Example: He lives in Tehran.
Where does he live?

1. He goes to school every day.
Where -----?
2. There are ten books in the picture.
How many -----?
3. He is Mr Hamidi.
Who -----?
4. Her father is a teacher.
What -----?
5. I go to bed at 9.
What time -----?



Speak Out

A. Look at the picture and complete the following dialogue.

- Who -----?
- I'm -----.
- What -----?
- I'm a -----.
- Where -----?
- I live -----.





Reading

Read these sentences.

This is our teacher. His name is Mr Taban. He lives on Mehr Street. He goes to school at 7:30. He teaches English in our school. He teaches 40 students.

Now close your books and answer these questions.

1. What is Mr Taban?
2. Where does he live?
3. When does he go to school?
4. What does he teach in our school?
5. How many students does he teach?



Read Aloud

/b/

not
box
mosque

on
doctor

New Words and Expressions

avenue
man

need

when
where
who

on (Azadi Avenue)

how many ----- ?
what time ----- ?

Basic Structure			
Who	is	she	?
What		he	
Where	are	you	?
		they	
Where	do you	live	?
		study	
		go	
When	do you	eat lunch	?
		study English	
		go to school	
What	does he	need	?
		read	
		eat	
How many	books	do you need?	
	apples		