



visit ASP now visitASP now visitASP now visit ASP now	<pre> <html> <body> <% name =" ASP " response.write ("visit" & name & "now
") response. write ("visit" & trim (name) & "now
") response. write ("visit" & ltrim (name) & "now < br />") response.write ("visit" & rtrim (name) & "now")%> < / body > < / html > </pre>	حذف کاراکترهای Space از اطراف رشته
!enoyrev E olleH	<pre> <html> <body> < % sometext = "Hello Everyone!" response.write (strReverse (sometext)) % > < / body > < / html > </pre>	معکوس کردن رشته
49 48	<pre> < html> < body> < % i = 48.66776677 j = 48.3333333 response.write (Round (i)) response.write ("
 ") response.write (Round (j)) % > < / body > < / html > </pre>	گرد کردن عدد


0. 8153192	<pre> < html > < body> <% randomize () response.write (rnd ()) %> < / body > < / html > </pre>	انتخاب تصادفی یک عدد
Welcome s Web	<pre> < html > < body> < % sometext = "Welcome to this web" response.write (Left (sometext, 5)) response.write ("
") response.write (Right (sometext, 5)) %> < /body> < /html> </pre>	برگرداندن تعدادی کاراکتر از سمت چپ یا راست، یک رشته
Welcome to this Page!!	<pre> <html> <body> < % sometext = "Welcome to this Web! !" response.write (Replace (sometext, "Web", "Page")) %> < / body > < / html > </pre>	جایگزینی یک کلمه به جای کلمه دیگر در یک رشته
to	<pre> < html > < body > < % sometext = "Welcome to this Web! !" response. write (Mid (sometext, 9,2)) %> < / body > < / html > </pre>	بازگرداندن تعدادی کاراکتر از محل موردنظر در رشته

<p>Or, like this:</p> <p>Result: 12</p>	<pre> < html > < head > < % sub vbproc (num1, num2) response. write (num1* num2) end sub % > < / head > < body > <p> You can call a procedure like this: < /p > < p > Result: < % call vbproc (3,4) %> </p> <p> Or, like this: < /p> <p> Result: <% vbproc 3,4%> < /p> < /body> < /html> </pre>	<p>فراخوانی زیر برنامه</p>
---	---	----------------------------

 <p>بعد از فشار دکمه</p> <p>↓ Submit</p> <p>Hello matin!</p> <p>How are you today?</p>	<pre> < html> < body > <form action ="demo_ reqquery. asp" method ="get"> our name: <input type =" text" name = "fname" size="20" / > < input type ="submit" value =" Submit" /> < /form> < % dim fname fname = Request. QueryString ("fname") If fname<>" " Then Response.Write ("Hello " & fname & "! <br / >") Response.Write ("How are you today?") End If % > < / body > < / html > </pre>	<p>ایجاد یک فرم ورود اطلاعات با روش get</p>
---	---	---

<p>Please select your favorite car:</p>  <p>بعد از فشردن دکمه submit</p> <p>your favorite car is: Volvo</p>	<pre> < html> < % dim cars cars = Request. Form ("cars") % > < body > < form action = "demo _ radiob. asp" method =" post"> <p> Please select your favorite car: </p> < input type = "radio" name = " cars " < % if cars ="Volvo" then Response. Write ("checked") %> value =" Volvo"> Volvo</input> < br /> <input type ="radio" name = "cars" <% if cars = "Saab" then Response. Write ("checked") %> value ="Saab"> Saab</input>
 <input type =" radio" name =" cars" < % if cars ="BMW" then Response. Write ("checked") %> value ="BMW">BMW</ input >

 < input type =" submit" value ="Submit" /> </from> <% if cars < > " " then Response. Write ("<p> Your favorit car is: " & cars & "</p>") end if %> < / body> < / html> </pre>	<p>طراحی فرم با استفاده از دکمه های رادیویی و دریافت اطلاعات آن</p>
--	--	---

<p>Which of these fruits do you prefer:</p>  <p>بعد از فشار دکمه submit</p> <p>you like: Apples, Oranges</p>	<pre> <html> < body > < % fruits = Request. Form ("fruits") % > < form action = "demo _ checkboxes. asp" method = "post"> <p> Which of these fruits do you prefer: < /p > < input type = " checkbox" name = " fruits" value = " Apples" < % if instr (fruits, "Apple") then Response. Write (" checked") %> > Apple < br > < input type = " checkbox" name = " fruits" value = " Oranges" < % if instr (fruits, "Oranges") then Response. Write ("checked") %>> Orange
 <input type = "checkbox" name = "fruits" value = "Bananas" <% if instr (fruits"Banana") then Response. Write ("checked") % > > Banana < br > < input type = " submit" value = " Submit" > < / form > < % if fruits <> " " then %> <p> You like: < % Response. Write (fruits) % < /p > < % end if % > < /body > < /html > </pre>	<p>طراحی فرم با استفاده از دکمه های انتخابی و دریافت اطلاعات آن</p>
---	---	---

<p>File C: \ win \ My File.txt exists.</p>	<pre> < hmt > < body > < % Set fs = Server. CreateObject (" Scripting. FileSystemObject") If (fs. FileExists ("c:\win\ My File.txt")) =true Then Response. Write ("File c: \win\ My File.txt exists.") Else Response. Write ("File c: \win\ My File.txt does not exist.") End If set fs = nothing % > < / body > < / html > </pre>	<p>بررسی موجود بودن یک پرونده</p>
<p>The file testread. txt was created on: 9/12/2006 6:41:08 AM</p>	<pre> < html > < body > < % dim fs, f set fs= Server. CreateObject (" Scripting. FileSystem Object") set f = fs. GetFile (Server. MapPath ("testread. txt")) Response. Write ("The file testread. txt was created on: " & f. DateCreated) set f=nothing set fs= nothing % > < /body > < / html > </pre>	<p>برگرداندن تاریخ ایجاد پرونده</p>

<p>This file was last modified on:</p> <p>9/12/2006 6:40:45 AM</p>	<pre> < html > < body > < % Set fs = Server. CreateObject (" Scripting. FileSystem Object") Set rs = fs. GetFile (Server. MapPath ("demo _ lastmodified .asp")) modified = rs. DateLastModified % > This file was last modified on: <% response. write (modified) Set rs = Nothing Set fs = Nothing % > < /body > < / html > </pre>	<p>برگرداندن تاریخ آخرین تغییرات اعمال شده در پرونده</p>
--	---	--

<div> <div>ViewTextFile</div> <p>بعد از کلیک بر روی عبارت فوق محتویات پرونده متنی نشان داده می‌شود.</p> <p>Hello World line 1</p> <p>Hello World line 2</p> <p>Hello World line 3</p> </div>	<pre> < html > < body > < % Set FS = Server. CreateObject (" Scripting. FileSystemObject") Set RS = FS. Open TextFile (Server. MapPath ("text") & "\TextFile. txt", 1) While not rs. AtEndOfStream Response. Write RS. ReadLine Response. Write (" < br />") Wend %> <p> < a href = " text / textfile. txt" > < img border = "0" src = " /images /btn _ view _ text. gif" > < / a > < / p > < / body > < / html > </pre>	<p>نمایش محتویات پرونده متنی</p>
--	---	----------------------------------

<p>Folder c: \temp exists</p>	<pre> < html > < body > < % Set fs = Server. CreateObject (" Scripting. FileSystemObject") If fs. FolderExists ("c:\ temp") = true Then Response. Write ("Folder c: \ temp exists.") Else Response. Write ("Folder c:\ temp does not exist.") End If set fs = nothing % > < / body > < / html > </pre>	<p>بررسی موجود بودن یک فهرست</p>
<p>The drive name is: c:</p>	<pre> < / html > < / body> < % Set fs = Server. CreateObject ("Scripting. FileSystem Object") p = fs. GetDriveName ("c: \ win\ My File.txt") Response. Write ("The drive name is: " & p) set fs = nothing % > < / body > < / html> </pre>	<p>برگرداندن نام درایو</p>

<p>The file extension of the file My File is: txt</p>	<pre> < html > < body > < % Set fs = Server. CreateObject (" Scripting. File SystemObject") Response. Write (" The file extension of the file My File is:") Response. Write (fs. GetExtension Name ("c:\win\My File.txt")) set fs = nothing % > < / body > < / html > </pre>	<p>برگرداندن پسوند پرونده</p>
---	--	-------------------------------

ضمیمہ ج — معرفی چند سایت آموزشی

<http://www.atomiclearning.com/dreamweavermxpc>

<http://www.bu.edu/webcentral/learning/dreamweaverl/index.html>

<http://www.adobe.com/devnet/dreamweaver>

